




The Garden Spray

BULLETIN OF THE MEN'S GARDEN CLUB OF MINNEAPOLIS, INC.



Member--Men's Garden Clubs of America • Minnesota State Horticultural Society

August 1985, Volume 43, Number 8

HERE IT COMES! SUNDAY AUGUST 11, 1985
THE EVENT WIVES and SWEETHEARTS LOOK FORWARD TO
THE MGCM SUNDAY AFTERNOON GARDEN TOUR!

- The tour will be to selected gardens in the South and West Metropolitan area. Stan Van Vorst and Russ Smith are still showing up at members' homes unannounced and wearing the "MGCM Garden Inspector" hats. They are a ruthless pair when it comes to finding gardens to tour. You'd be well advised to keep weeding and watering because they could be coming to your place tonight. (Dr. Leon Snyder and Stan Crist are rumored to be targets of the Garden Inspectors.)
- As noted in our heading, this tour is for wives, sweethearts and other guests. It is not limited to members. It will begin at 1:30 P.M. from the Lake Harriet United Methodist Church parking lot at 49th Street and Chowen Avenue South (our usual meeting place).
- The charge for the bus tour is \$4.00 per person. Make checks payable to: Men's Garden Club of Minneapolis.
- REGISTRATION MUST BE RECEIVED BY FRIDAY, AUGUST 9, 1985. Use the tear off sheet at the bottom of this page.

HERE WE GO AGAIN preparing for our annual Vegetable and Flower Show at the arboretum. We expect to see you there.

THE DATES: Saturday, August 17th - 2:30 PM to 4:30 PM.
Sunday, August 18th - 11:30 AM to 4:30 PM.

THE PLACE: The Minnesota Landscape Arboretum

ENTRIES ACCEPTED: Saturday, August 17th - 8:30 AM - 11:30 AM.

With all the various programs our garden club entertains during the year this is one event where every member can be on the stage to demonstrate his garden prowess or any ability with live plants. This is the only event where we can show our expertise to the general public. We have a built in audience at the arboretum to view the results of our efforts.

We all belong to the garden club because we enjoy working with plants and being together with our fellow members. We may not all have gardens or flower beds but without doubt each one of us has a favorite houseplant. Whatever you have that is growing is eligible for entry in our show. Do not hesitate to enter whatever you have. WE NEED YOUR HELP.

---Tear off-----Tear off---

Please reserve _____ places for me and my guest(s) for the Sunday afternoon bus tour, August 11, 1985.

Enclosed is my check for _____ (\$4.00/person) payable to Men's Garden Club of Minneapolis.

Send check and registration to: Greg Smith, 9715 29th Avenue North, Plymouth, MN 55441

Name _____

HONORARY MEMBER SI RUTHERFORD DIES

Silas J. (Si) Rutherford, age 92, died July 6. News of his death reached the club on the evening of July 10 too late to activate the calling committee. Memorial services were held at St. Stephen's Episcopal Church, 50th and Wooddale, Edina at 3 PM Thursday July 11.

Within the past year the Rutherfords had moved from their apartment at 7500 York to the Walker Methodist Home where Mrs. Rutherford could obtain care.

Si, who joined MGCM in 1961, had not been at a club meeting for a number of years. Old timers will remember him as one who regularly sat at Bill Hull's table at the Christmas party. Prior to retirement Rutherford owned and operated Rutherford's Lawn and Garden Service. He was active in Masonic organizations and in his church, St. Stephen's.

We extend our sympathy to his wife, Berneice, who survives him.

COMMUNITY FRAGRANCE GARDEN
(19th & Aldrich Avenue, South)
(M-i-n-n-e-a-p-o-l-i-s)

MEMBERS----AUGUST IS HERE. And with this month we usually have hot and dry weather. So far the Fragrance Garden looks good. It is now in full bloom. During the past month I have checked it out at least once a week. While there I have found that it is very dry and needs watering.

Members, let's KEEP THAT GARDEN WATERED AND WEEDED.

HAPPY GARDENING-----Joseph L. Stenger (Committee Chairman)

HOW TO OUTWIT THE JUDGES

(A hands on demonstration on how to pick your roses for the August 17 & 18 Flower and Vegetable Show.)

WHERE - Jerry Olson's home, 10841 Stanley Ave. S.

WHEN - August 8th at 7:00 PM.

WHO is invited - Minneapolis Men's Garden Club.


LEARN how to outwit the judges. Jerry Olson is a Lifetime American Rose Society Judge. Here is a chance in your lifetime to have a judge show you how to outwit a judge.

Bring the wife she may enjoy it, too.

FREE REFRESHMENTS


NOTICE: Active members of MGCM will find attached to this issue of the SPRAY an 8 page (4 sheet) supplement provided by the Show Committee containing Rules For Exhibitors, Schedules of Entries, and a Registration Form. If you did not receive this supplement and desire one or need an extra copy contact Dale Durst at 922-6658.

Corn was first developed in the Andes mountains of South America.



FROM THE WEED PATCH...

by Andy Marlow



At last month's garden tour I was told that I had made the point many times in this column that your Board of Directors is especially anxious that every member that is able should participate in the **MGCM Flower and Vegetable Show** scheduled for later this month. I have taken the hint. Just read the rest of this Spray. I will say no more.

Now that the rains have finally come, this looks to be a good gardening year. All the yards we visited on the July men-only tour were in great shape. Vegetables were still well ahead of where they would be in an average year and the annual flowers were really coming into their own.

I have often wondered when, if ever, we would encounter disaster, in one of its many forms, during a tour. We always seem to just miss the downpour or wind storm. And, until last month, our tour vehicles have bucked the odds by never breaking down. Even though the Robinson Coach we started with gave up the ghost, it did manage to do it at the Lake Harriet Rose Garden, rather than someone's back yard. And the tour committee and other members did pick up the ball rather smartly by ferrying over enough cars to finish the evening in fine style.

In fact, riding with just a few guys in the cozy confines of an automobile actually allowed a person to hear what others were saying -- and to get in a word or two without having to shout. Because of the haste with which the switch to cars was made, fellows just piled into the nearest car. The usual buddy system broke down a little and I, at least, got to talk to some men I had previously known little about. Even disasters work out for the best sometimes.

The one thing I do regret, though, is the lateness of the hour when we arrived at Stan Crist's church. The border garden, which he and his wife tend, is magnificent and a huge improvement over what we saw on a visit there a few years ago. That knowledge comes from a subsequent visit on my own. On the night of the tour not even the massed headlights of the assembled vehicles could totally pierce the darkness. If you get a chance, go back for a quick, daylight viewing.

Be on the lookout, too, for likely candidates for the MGCM commercial landscaping award that's given out at the end of every year. If you come up with a good idea, let Awards Committee chairman Fred Glasoe know about it soon so it can be seen in its full glory.

Finally, it's not too soon to be thinking about the Christmas Party. I hope to name a chairman soon and can use suggestions/volunteers. Russ Backes is not, despite what it says in the Club directory, the chairman.

THINGS TO REMEMBER WHEN SELECTING AND PREPARING VEGETABLES FOR EXHIBIT

Specimens should be uniform in every respect, especially in size, shape, color and maturity.

- .Not small or oversize for the variety.
- .Shape must be typical for the variety.
- .Color must be typical for the variety; must be bright and uniform. (Don't shine or wax)
- .All vegetables should be at the same stage of maturity.

Proper grooming and trimming procedures tell you--

- .Specimens should be clean.
 - Wash root crops.
 - Dip leafy vegetables in cool water.
 - Wipe some vegetables with a damp cloth.
 - Clean other vegetables with a soft bristled brush.
- .Trim tops and tap root of root vegetables.
- .Leave wrapper leaves on cabbage, husks on corn and scales on onions.
- .Remove stems from tomatoes and muskmelons.
- .Leave stems on beans, cucumbers, squash, pumpkins and watermelons.
- .Exhibit swiss chard and celery as one plant.

Your vegetables should be of edible maturity.

- .Many reach their highest quality when young and immature (Sometimes determined by size; sometimes determined by color; sometimes determined by texture.)
- .Some vegetables should be fully mature.

Vegetables that have a longer shelf life for showing--

- .Should be firm and not break down.
- .Some lose quality quickly such as leafy greens and sweet corn.
- .Should not be overripe, shrivelled or wilted.
- .Care should be taken in handling specimens to avoid mechanical injury.

One final word:

- .No insects should be present on specimens.
- .Do not wrap specimens in transparent films to maintain quality.
- .No specimens should be exhibited in water.

FROM THE ARCHIVES

- .Keep plants free from insects and disease prior to exhibition.
- .The latest time to cut is the night before the show.
- .Cut, clean, wrap (not in plastic) and put in refrigerator.
- .At the show leave space for others to work.
- .Cut the stem in proportion to the size of the flower.
- .Leave leaves on if they are attached to the stem. Generally there should be at least one set of leaves before the flowers. Make sure the leaves are perfect.
- .If several specimens are called for all should be the same size, shape, color and stage of maturity.
- .In setting up try to overcome any deficiencies of the specimen. Prop it up to show off best. "The rules don't say the stem must reach the bottom of the bottle."

Summarizing: The objectives of the show are:

(1) Education--so label properly; (2) Promotion of pride in produce grown in the neighborhood; (3) To inspire to improve. "Even if you don't bring home a ribbon, you're a winner because you have learned something."

THE JULY TOUR THAT ALMOST WASN'T
Reported by Ed. Culbert

When Bill Hull interrupted the after dinner chatter on July 9 to introduce the mystery men (Phil Peterson, Dave Johnson--who didn't hear him at first, Stan Crist--who didn't come up because he thought he was number 4, plus Larry Cattron--who wasn't there) whose gardening efforts we were to see little did he or they realize what lay ahead.

We reached PHIL PETERSON'S by bus on schedule. What a lay-out! Green, green grass. He must have watered a lot. Nary a weed to be seen. Design under the trees and everywhere. Variegated hosta separated by blue lobelia, beautiful nicotiana, dianthus colorful and gay, brilliant red verbenas and on and on.

Vegetables far advanced. Pole beans climbing over filipendula--a startling effect. He had already picked bush beans. Broccoli and spinach had already gone to seed. We had to reboard the bus before I had time to enjoy the garden let alone jot down all I saw.

We drove to the LAKE HARRIET ROSE GARDEN. Beautiful! Even more beautiful when looked down upon from the hill. The Nearly Wild roses planted by the club in memory of Carl Holst were gay and doing well. Another year's growth will help. The wide concrete walk centering the garden is nice but I still miss the pillars down the center.

Then disaster struck! The bus broke down so we went back to the Rose Garden. We studied the perennial and annual displays. We checked the progress on rebuilding the rock garden. Finally, someone thought of sending a couple loads of drivers back to Pershing Field to get their cars to substitute for the ailing bus. (Fortunately there were a few cars following the bus on the tour.)

As each car arrived and was loaded it set off. Some drivers must have known where to go for Dave Johnson reported "about 40" arrived at his place. Bill Hull said, "The Crist's planting at the church was gorgeous. So were all the other gardens but we went too fast to really see them." Our driver thought all were to assemble at the park. (We weren't.) Since no one in our car knew where the gardens to be visited were located and since we had no club roster along we decided to tour Nate Siegel's garden then head for home before total darkness. We hear other lost souls toured Dwight Stone's and Walter Schmidt's gardens.

P.S. Nate guided the other three of us to and through his garden. As always it was a jewel. Coleus on the boulevard. Lobelia beside the steps. Woodbine entwined around a big tree. Lilies in a pool. Other lilies beside the pool. A lot of impatiens. A neat monkshood border. Another border of miniature roses. Even a cool breeze!

MGCA Committees are the guiding force that makes the organization successful. If you have an interest in a certain committee's work, please send your thoughts to the Home Office. Your Club President has information about the objectives of each of these committees in his "Red Book". Discuss your thoughts with him, and write or phone the Home Office. Your "input" will be most welcome.

--Nancy Gordon, Executive Secretary
P.O. Box 241, Johnston, IA 50131

Tomatoes were first cultivated in the Andes.

DRIFT FROM THE SPRAYER

By Ed Culbert

I've tried many newly introduced varieties of tomatoes over the years. Even though I no longer grow it I contend that the old John Baer allowed to sprawl over the ground is as good as any. Nevertheless, I keep trying various types of tomato supports:

- Seven foot high wooden cages. Because the bottom of the legs rotted I had to cut them down each year until they were too short for even peony supports.
- Circular three legged cages still sold. The weld in the rings parts and/or the weld holding the rings to the legs gives way. They stack nicely but you need a pop can over the leg to insure your safety.
- Woven wire cages I made from a light weight wire recommended in a magazine. I can hardly wait until they rust away. They won't nest together so where do I store them over winter? Besides they are always in the way at planting time.
- The trunks of Christmas trees. Usually too short.
- The 5" diameter stems trimmed out of tatarian honeysuckle or lilac. The honeysuckle is virtually indestructible. Stick it in the ground and there it stays year after year. The branches one leaves on serve to hold over winter the tins to keep cutworms from tomato transplants. The only drawback is their appearance in the winter landscape.

F. C. "Cotton" Lynch editor of the Houston MGC YARDNER gives the nod to another support in a recent article in which he says, "Ever since I've been growing tomatoes I've always staked and tied them. Well, every week you have to retie them as their new growth is well past the old tie and drooping to the ground. In between tyings, some ties break and you have to make repairs. Then if you get a good rain or wind, some of the stakes lean over or give way, then more repairs.

"I was impressed last year when visiteng the home of an Austin member. He had some real fine tomatoes but just let them grow without staking or caging. However he had about six inches or more of hay under the plants to hold them off the ground. This year I thought I would plant mine in a like manner but not use hay. I already had some 4' x 4' lattice sections which I had built. So I placed the lattice sections on building blocks, which held them about 8" off the ground. This was done when the plants did not exceed a foot in height. Some lattice strips were removed to allow the plants to grow through. I did use some small stakes to tie the plants when young to keep the winds from breaking the tops. As they grew the plants would lay over on top of the lattice and build up foliage. The result was that I had more and better tomatoes. I used to prune the suckers, but for the last several years, I had not done so as an article I read said to leave the suckers on to provide more foliage to protect the fruit from sun scald."

All you need to do to attract hummingbirds to your garden is to supply nectar. Hummingbirds are active feeders and usually make numerous visits to flowers. The birds are attracted by red or orange flowers. Lonicera, or honeysuckle plants, are ideal. Salvia pratensis, or blue sage, is another hummingbird favorite. Aquilegia canadensis, American columbine, is exceptionally attractive to hummingbirds.

Potatoes came from western South America as did common and lima beans.