




The Garden Spray

BULLETIN OF THE MEN'S GARDEN CLUB OF MINNEAPOLIS, INC.

Member--Men's Garden Clubs of America • Minnesota State Horticultural Society

JULY 1985, Volume 43, Number 7



- . The first MGCM garden tour will be Tuesday July 9, 1985
- . The gardens to be on tour have not yet been selected, so when you see Stan Van Vorst and the others on the tour committee ringing your door bell in the next week, it may not be merely a social call. Russ Smith will be wearing his new "MGCM Garden Inspector" hat on these outings, so this will be a clue to their purpose when they appear at the door. If any of you think, "This is my year --- This is the best garden I've ever had", give Stan or Russ a call and they'll come out and visit. You may even want to suggest a visit to a fellow club member's garden who is too shy to ask us himself.
- . The initial tour will be men only. You may bring a male guest (hopefully a prospective new member).
- . There will be a buffet style chicken dinner at the Pershing Field Neighborhood Center before the tour. Pershing Field is at 48th Street and Chowen Avenue (the park across the street from our usual meeting place - Lake Harriet Methodist Church).
- . The dinner will be 5:30 - 6:30 p.m.
- . The bus tour will begin at 6:30 p.m.
- . The total cost for dinner and the bus is \$7.00.
- . Pre-registration will be necessary to ensure a place on the bus and a dinner.
- . Make checks to: Men's Garden Club of Minneapolis.
- . Registration must be received no later than Friday, July 5, 1985.

Tear Off

Tear Off

NAME _____

Please reserve _____ places for me and my guest(s) for the dinner and bus tour Tuesday, July 9, 1985, 5:30 p.m. Find enclosed my check for _____ (\$7/person).

Send Registration and money to:

Greg Smith
9715 - 29th Avenue North
Plymouth, Minnesota 55441

COMMUNITY FRAGRANCE GARDEN
(19th & Aldrich Ave., South)
(M-i-n-n-e-a-p-o-l-i-s)

June 1, 1985 was our planting day at the Fragrance Garden. Our weather didn't cooperate, and it was a rainy, messy day. However, ten of our members showed up for the planting, so we mudded it out, and planted all the flowers. The week following the planting was a very dry one, so the garden was watered twice then. In dry weather does that garden take water!

The bedding plants were supplied by the Minneapolis Park Board. Mary Lerman of the board gave us a very nice selection of flowers. She was extremely generous and should be thanked for such generosity. The Park Board no longer raises its plants but buys them from Wagner's Greenhouse.

In the June 1985 issue of the GARDEN SPRAY a weekly maintenance schedule was listed for the Fragrance Garden. Two members were assigned for maintenance each week for the next seventeen weeks. Any member who did not receive a copy of the SPRAY for that issue should contact Ed. Culbert or me.

Members, let's KEEP THAT GARDEN WATERED AND WEEDED.

HAPPY GARDENING-----Joseph L. Stenger (822-5305) (Committee Chairman)

STRIKE WHILE THE IRON IS HOT. The July meeting warmed us up for our annual fall show. It's a good time to follow up with Clint Turnquist's advice on showing vegetables. Read (and save) pages 3 and 4.

OUR DELEGATES TO THE MGCA CONVENTION will be Bill Hull, Russ Smith and Ed. Culbert. There are openings for others.

THE JULY 11th MEETING

BUSINESS & FUN Dave Johnson was given a Certificate of Appreciation for his work this year and in years past chairing and directing May auctions. The 1985 auction we were told brought in \$1500+.

In recognition of his 40 years membership and of his services, of over a decade, on the GARDEN SPRAY which continues to be cited at MGCA conventions as an outstanding club bulletin the Board recommended honorary membership for Ed. Culbert. Approval was unanimous.

A member donated five garden club drinking glasses for auction. Dwight Stone was auctioneer. When bidding slackened Bill Hull offered to add a glass. This prompted Dwight to offer a glass, also. The five on hand plus the two on promise brought \$13.00.

We improved 100% over May in our ability to name Bill Hull's three mystery men. This time two members, Chet Groger and Charley Proctor, recognized Ted LeBoutillier, Ed. McCoy and Jim Mielke.

PROGRAM Many more members than exhibit at fall shows took advantage of the dollar off the dinner offer by bringing flowers or vegetables to exhibit. Net result--the judges had something to talk about.

(continued on page 8)

Much has been written on how to do a better job of raising top quality garden produce but little on the selecting and exhibiting part of gardening. Exhibits must be educational to be worthwhile. They must show that better produce is the result of the use of good seed of adapted varieties. They must show what can be produced when improved cultural methods are used and when insects and diseases are controlled.

SNAP BEANS -- Wax and green beans should be harvested before the constrictions appear between the seeds, when the seeds are about half grown. The ends of the pods should be broken off in picking. The pods should be uniform in size, color and quality. The pods may be wiped clean but should not be washed. Avoid showing blemished or wilted specimens.

BEETS, CARROTS, PARSNIPS, TURNIPS, RUTABAGAS -- Root crops should be mature but not over-grown, pithy or coarse in texture. Tops should be trimmed off 1 to 1-1/2 inches above the crown. Side roots should be carefully trimmed off but not the tap root. Roots may be carefully washed but not scrubbed so that the outer skin is injured.

CELERY -- Remove roots of the stalk and trim the butt to form a triangle or pyramid. Trim off diseased and broken leaves on the outside until the color is uniform. Avoid pithy or woody and stringy stalks.

BROCCOLI -- Although the heads quickly wilt, it is sometimes brought in to exhibits. Heads should be dark or purplish green and compact. Avoid any yellow flowers in the head. Stems should be cut about 5 inches from the top of the head.

CABBAGE -- Select firm compact heads that are not soft or withered. Stems should be cut about 1/4 inch below the head. Remove all blemished or broken leaves but care should be taken not to peel the heads too much. A few outside wrapper leaves are desirable. Specimens may be washed.

CAULIFLOWER -- Heads should be white, compact and free of small leaves and ricey texture. Stems should be cut so as to leave 4 to 6 leaves. These outer leaves should be trimmed to 1-2 inches above the white head. Use a soft bristled brush to remove dirt from the heads. The curds of the head turn brown quickly if damaged.

SWEET CORN -- Select ears that are well filled out to the tip. Kernels should be milky and juicy. Remove outer husks but allow a short shank and the inner husks to remain. Ears should be uniform in size and color. They should be fresh and green.

CUCUMBERS -- For pickling select fruits 3-5 inches long. All specimens should be at the same stage of maturity and uniform in size, shape and color. For slicers select fruits that are straight, dark green, and 6 to 10 inches long. They should be uniform in size, shape and color. Do not show over-ripe fruits that are usually dull in color.

EGGPLANT -- Fruits should be of uniform purple color and free from bronzing and greening. Stems should be left on the fruits. Specimens should be wiped clean but not washed. Avoid large or wilted fruits. Dark spots indicate bruises or decay.

KOHLRABI -- The ball should be 2 to 3 inches in diameter with the roots removed just below the ball. Remove all the leaves except the 4 to 6 top

leaves and trim them to 2 to 3 inches long. Be sure there are no worms present on the petioles of the remaining leaves. Exhibit three specimens. Often the kohlrabi will be too large, tough, with a poor whitish color. There is also often damage caused by insects. They should be clean but not washed.

MUSKMELONS -- Harvest fruits when they separate easily from the vines. Specimens should be free of soft spots, mechanical injuries and discoloration. They should be wiped clean but not washed.

ONIONS -- Have specimens mature and thoroughly cured. The neck should be small. Do not peel to give a slick appearance. Only outer scales that are broken or discolored should be removed. Small basal roots should be left intact but trimmed to a uniform length of 1/2 inch. Wipe or brush but do not wash.

PEPPERS -- Select specimens that are uniform in size, shape and color. They should be free of disease or other defects. Stems should be left 1/2 to 1 inch long. Wipe clean but do not wash the fruits.

POTATOES -- Tubers should be uniform in size, color and shape. Washing is permitted but do not blemish the skin by scrubbing. Avoid specimens with defects or disease.

PUMPKINS -- Specimens should be mature and uniform in size, shape and color. Stems should be attached to the fruits. Wipe clean but do not wash.

RADISH -- The radish should be prepared by removing any discolored or injured leaves. The roots should be washed and tied in bunches of 12. They should be kept refrigerated until ready to exhibit. Only fresh, firm, crisp, good colored, smooth, and roots free of blemishes should be shown. Some of the common faults include spongy, wilted, or poorly colored roots. They should be exhibited without the leaves.

SUMMER SQUASH -- Select small to medium size fruits when the rind is soft and easily punctured with thumbnail. Select specimens that are uniform in size, shape and color. Leave about 1/2 inch of stem and wipe fruits clean.

SWISS CHARD -- Select plants that are fresh, crisp, and have bright green leaves. Trim off roots and trim butts to a pyramid shape. Exhibit like celery.


WINTER SQUASH -- Select mature specimens where the rind resists the pressure of the thumbnail. Fruits should be uniform in size, shape and color and free of defects. Leave stems attached to the fruits.

TOMATOES -- Select fruits that are uniform in size, shape and color. Remove stems. Fruits should be perfectly shaped and free of cracks or blemishes.

WATERMELON -- Fruits should be mature but not overripe. Leave one inch of stem on each melon. Wipe but do not wash.


BRING A VISITOR. GET A NEW MEMBER.

FOUND Charles Proctor found a tan colored Montgomery Ward windbreaker after the May auction. If it is yours, see Charley.



FROM THE WEED PATCH....

by Andy Marlow



The mini flower and vegetable show at our June meeting was a big success! We had a total of 29 exhibitors, and no one really knows how many entries. Better yet, at least two fellows said to me, "Gee, I've got an allium at home as good as that." Or, "My lettuce look as good as that blue-ribbon winner." It gave the guys who've never shown before a chance to see what the competition was like, and realize that what they've been growing stacks up pretty darn well.

The superb panel of judges not only made some wise decisions (no, I didn't win any ribbons!), but were also able to explain to all present why they chose the ones they did for first and second places. Since all of them are experienced exhibitors as well as judges, they also passed out plenty of valuable tips. Some of them, I presume, will be found in the write-up of the meeting found elsewhere in this issue of the Spray.

The purpose of this whole exercise was to promote more participation and better quality exhibits for the big **Flower and Vegetable Show** on **August 17 and 18** at the **University of Minnesota Landscape Arboretum**. I think it did the job, and much of the credit goes to Vice-President Bob Churilla and the other Board members who put it all together. Additional thanks goes to MGCM members Fred Glasoe, Ted LeBoutillier, Jerry Olson, Jerry Shannon and Clint Turnquist who served as judges, and even put off their dinner until the job was done.

The rest of it is up to you members! Spend a few extra minutes in the garden now, pruning and primping your special gems so they'll be at their peak on August 17 and 18. Take some time on August 16 to select the best of what you've grown, condition them and have them ready to bring in bright and early on Saturday morning. There are plenty of ribbons to go around, so you should take home one or two. If you don't at least give it a try, you'll never know what you might have been able to achieve.

MGCM MEMBERS BY YEAR OF JOINING...AS OF Dec. 31, 1984

1940s		1970s		1980s	
Culbert	1945	Anderson	1970	Berg	1980
Corbett	1946	Lindstedt	1970	Magrum, G.	1980
Lowrie	1946	Livingston	1971	Magrum, R.	1980
Savory	1949	Glasoe	1972	Marlow	1980
		Groger	1972	Nerburn	1980
		Mielke	1972	Smith, Russ	1980
		Bachman, T.	1973	Grebner	1981
		Complin	1973	Jach	1981
		Fishbaugher	1973	Leming	1981
		Gage	1973	Nelson, C..	1981
		Klier	1973	Rahlenbeck	1981
		Thomas	1973	Stenger	1981
		Knoblauch	1974	Van Vorst	1981
		Lang	1974	Alfano	1982
		Marshall	1974	Johnson, D.A.	1982
		Ray	1974	Johnson, D.D.	1982
		Backes	1975	Jonas	1982
		Caple	1975	Neby	1982
		Flumerfelt	1975	Perrine	1982
		Newton	1975	Smith, D.	1982
		Schmidt	1975	Smith, Greg	1982
		Bartsch	1976	Tepley	1982
		Deane	1976	Wittstock	1982
		Haddad	1976	Harwell	1983
		Hardesty	1976	McCoy	1983
		O'Donnell	1976	Olson, Robt	1983
		Cattron	1977	Olson, Ted	1983
		Churilla	1977	Reynolds	1983
		Crist	1977	Schweer	1983
		Denesuk	1977	Tuff	1983
		Johnson, C.E.	1977	Weeks	1983
		LeBoutillier	1977	Whitfield	1983
		Mondati	1977	Albers	1984
		Shannon	1977	Bagge	1984
		Shefland	1977	Englund	1984
		Canine	1978	Gulde	1984
		McCollough	1978	Gustafson	1984
		Peterson	1978	Johnson, C.R.	1984
		Ketchum	1979	Moehnke	1984
				Olson, Glenn	1984
				Stone	1984
				Thiesenhusen	1984
				Wilson	1984

WHHull, Historian
April 1985

COMPOST SURPRISE

This year's outstanding crop for me
Was one that I did not foresee.
It started in my compost pile
And circled 'round almost a mile.
A single seed produced the batch
I called my compost pumpkin patch.

WE SAW 24 PERFECT GARDENS

You should have been there. It was a beautiful mid-July and we were touring members' gardens for the second MGCA national convention held here in Minneapolis. This was in 1967.

We had three partial days of tours. We had (are you ready for this?) 24 private gardens of members on the tour, plus three public ones. Everyone saw from 13 to 17 different gardens depending upon which tours they selected.

On Wednesday Tour One took our visitors and us to the homes of Glen Cerney, Jerry Olsen, Fred Holzman, a Mr. Pelling whom I can't remember, Don Morton, Dean Witter, Marvin Heighstedt and Jack Bucholz. Some of these fellows were from the Richfield MGC. Tour Two went to the gardens of Harold Kaufmann, Cliff Brisco, Archie Flack, Phil Smith, Lee Hamlin and Bill Hull. Hamlin was Richfield MGC.

Thursday we visited the Northrup King trial gardens, the Minnesota Landscape Arboretum and the Minneapolis Rose Gardens/Lyndale Garden Center.

Friday we were back to the buses for touring members' gardens again. Tour One went to Vic Lowrie's, Manly Jackson's, Dwight Stone's and Dave Johnson's. Tour Two went to the gardens of Les Johnson, Larry Bachman, Lloyd Bachman, Ron Twite, Otto Nelson and Nate Siegel.

Everyone was truly excited about what they saw and we were known as the convention where we promised 22 members' gardens and opened 24. We set a trend that has been too frequently ignored in recent years. Yet people keep saying, at conventions, "I want to see some members' gardens" and "How does an individual garden here?"

People said (actual written comments in unsolicited letters): "Never have we seen any more beautiful gardens." (Manitowoc, Wis.) Another: "The garden tours were a great thrill. Each garden was different and the colors were gorgeous." (Elgin, Ill.) A third: "I did not believe one club could offer so many home gardens worth looking at." (Houston, TX). Truer words were never spoken.

Let's think ahead now and start planning for the improvements we want to make in our landscaping that will culminate in at least as many such gardens in 1988.

Bill Hull, Convention Chairman

**Every Member Sponsors A New Member
Every Member Sponsors A New Member**

ISSUES 814
4 PAYMENTS
EACH \$2.44
CONCRETE

MEETING from page 2

Clint Turnquist learned he was on the program when he arrived. No problem. He showed his years of experience by delivering an extemporaneous lecture on vegetables and vegetable showing. He gave a special tip on showing peas. Break off the stem at the abscission point.

Fred Glasoe and Jerry Shannon utilized practically every perennial flower on exhibition showing the strengths and weaknesses of each and giving tips on how to improve even the best.

Jerry Olson emphasized the use of aluminum foil instead of paper to hold specimens erect in the bottle. He gave tips and demonstrated how to (try to) outwit the judges. Best of all, he invited visitors to his garden. So, if you want to see how to get roses ready for the show VISIT JERRY OLSON'S GARDEN, 10841 Stanley Ave. So., 7 P.M., Monday, August 8th.

WHY VEGETABLES? "I read an astounding statistic the other day. The No. 1 leisure activity in America is gardening. That's right. Not watching television or jogging or playing tennis, but growing flowers and house plants and mowing the lawn.....

"I can understand the American people's infatuation with plants, flowers and lawns, but I've never been able to understand the 34 million people who grow vegetables as a leisure activity...vegetable gardening is not for sissies. It's hard work....The only explanation that makes any sense is that people who are highly competitive in their work tend to be highly competitive in their leisure. It's a challenge. It's man against the excessive rains, searing sun, drought, bugs, worms, diseases, calluses and aching backs."
--From an Erma Bombeck column 6/11/85

-8-



Return to
THE GARDEN SPRAY of MGCM, INC.
Edwin C. Culbert, Editor
5315 Portland Avenue
Minneapolis, Minnesota 55417

MEN'S GARDEN CLUB OF MINNEAPOLIS, INC.
CLUB OFFICERS:

President: Andrew Marlow
10700 Minnetonka Blvd., Minnetonka 55343
Vice-President: Robert G. Churilla
3725 Lincoln St. N. E., Columbia Hts. 55421
Secretary: Duane A. Reynolds
7116 - 39th Ave. N., New Hope 55427
Treasurer: George H. McCollough
8812 Tretbough Dr., Bloomington 55431
Past-President: Russell C. Smith
1610 Holdbridge Terrace, Wayzata 55391
DIRECTORS:

Robert C. Olson
2840 Glenhurst Ave., St. Louis Park 55416
Charles R. Proctor
5205 Grandview Lane, Edina 55436
Howard H. Berg
10107 Lakeview Dr., Minnetonka 55343
Stanley P. Van Vorst
2210 Edgecumbe Rd., St. Paul 55116



FIRST CLASS MAIL

To

Mr. Edward H. Berg
10107 Lakeview Drive
Minnetonka, MN 55343

REGULAR \$1.20
YOUR PRICE \$1.44
\$2.83 OFF!