




The Garden Spray

BULLETIN OF THE MEN'S GARDEN CLUB OF MINNEAPOLIS, INC.

Member--Men's Garden Clubs of America • Minnesota State Horticultural Society

November 1980, Volume 38, Number 11



NOVEMBER IS ELECTION MONTH.
(And we'll have an election, too.)

TUESDAY NOVEMBER 11th IS VETERANS DAY.
(There are veteran gardeners, too.)

IT'S ALSO MEN'S GARDEN CLUB MEETING DAY

so

BE AT MOUNT OLIVET CHURCH (50th at Knox South)
at 5:45 P.M. for DINNER (\$3.75) and the MEETING

GET YOUR RESERVATION BACK TO ARCHIE CAPLE AT ONCE

At the business meeting following dinner we'll elect officers and directors for 1981. The Nominating Committee will present a slate of candidates. Additional nominations may be made from the floor.

Remember this year we will elect four directors instead of two. The two extra directors are provided for in our 1980 BY-LAWS.

THE PROGRAM will be something new and different, not at all our customary pattern. Entitled ANATOMY AND PHYSIOLOGY OF PLANT LIFE it will feature a talk and demonstration by member FRED GLASOE in which he will utilize models constructed for and used in his St. Paul classroom.

Fred's an expert who can get his message across to kids so we'll have no problems. He's versatile. It's hard to stump him with a question. (He's like Dr. Snyder in this respect.) He writes the monthly articles you've been reading regularly in THE HORTICULTURIST. He speaks at garden meetings and symposia regularly. So, what more can we say than, Let's Have A Whale of a TURNOUT!

THIS AND THAT

To Clean Tools The Hard Way! Rust Remover: 1 tablespoon Ammonium Citrate Crystals, 2 cups water, 1 Plastic Bleach Bottle with top removed (Disposable when finished). Place water in Bleach bottle, add Ammonium Citrate Crystals, stir until dissolved. Place tools in the plastic bottle (container) for 12-24 hours. Rinse in clear water, dry. Apple light coat of oil or anti-rust coating.

John Mondati swears he has tried this treatment and that it works: "To kill ants in your garden use coffee grounds."

AT THE OCTOBER MEETING

Charles King brought a display of chrysanthemums he had grown in the sectional shallow plastic planters in which young plants are sold each spring. According to Charles, who had some 400 chrysanthemums flowering in the plantings in his yard at that time, it is no problem to produce full size fall plants this way. Of course, it takes more fertilizing and very frequent watering.

Archie Caple distributed to members present a 23 page booklet (with an appropriately designed green cover) containing a brief history of the Men's Garden Club of Minneapolis, a copy of the Articles of Incorporation, and, a copy of our current By-Laws (Adopted 1980). Those who were not present may obtain copies from Archie. Because of the postage involved, they will probably not be mailed out.

Don Hardesty gave a "little-progress" report on the search for a new meeting place. Churches ask, "Are you a member?" or say space is available but there are no women to work. Caterers ask 8 or 9 dollars a plate (A concensus of those present October 14 indicated no interest in a top in excess of 5 dollars). The one lead Don had was for a place members present deemed too remote and inaccessible. The one ray of light was that we could have our 1981 Christmas party at Mount Olivet on December 3, 1981.

News from the Cheer Committee wasn't altogether cheerful:

- Dick Scherer who was hospitalized at the time of our August visit to his garden didn't have a heart problem as thought--It was kidney. He is now out and about.
- George McCollough, our treasurer, fell and crushed? some vertebrae but is out of the hospital.
- Bill Hull finally had to have surgery because of the neck injury he sustained in a fall in the kitchen at home last January. He is recuperating at home.

BOB CHURILLA illustrated his talk on Preparing Roses For Winter with some fine slides taken in his own garden showing his procedures step by step. For those interested in the Minnesota Tip method, he gave the dates he'd be working at our Community Garden and his home garden and invited visits on those days.

SELECTED COMMENTS and/or ADVICE:

- Re Tipping: Water heavily, especially tree roses, for some days prior to tipping...Spray for diseases (Churilla usually uses lime-sulphur as a dormant spray)...Wrap the entire bush with twine...Tip into the trench about October 15...While covering weight the canes down or pin them down with a spading fork...Roses growing in containers may be buried container and all.
- Re Use of Rose Cones: (Not a very successful method when tested by Churilla) Weight the cones down...Lift the cone every morning in spring when the sun is apt to warm things up.
- Re Hilling: It works but only the lowest tips of the branches live.
- Re Moving Roses: Lift in the fall. Bury. In spring treat like bare root stock.



FROM THE COMPOST HEAP

by
Archie Caple

The circle of annual gardening is just about closed, one more month to go and it's been completed. By the sound of the above statement, one might conclude I have been in office too long and my thinking is going off on tangents. However, "annual gardening circle" has reference to my articles for the GARDEN SPRAY these past 11 months.

My gardening "circle of activities" begins with the receipt of the current issues of the seed catalogs. These begin arriving immediately following the holiday season of Christmas and New Years. With the receipt of the seed catalogs begins the planting planning. I utilize the previous year's planting plans; first as a reminder as to what I planted both by variety and amounts with some consideration as to the growing conditions encountered being taken into account. For example in 1980 both my broccoli and cauliflower crops were a complete failure. (Oh yes, I got a few small heads of broccoli, but for the most part they bolted and went to flower practically over night.) Now is the time to revise my thinking on these plantings that weren't appealing for table consumption. Here, again, we are talking about the vegetable selection, with literally the same type of progress being used in selecting the new flower plantings.

Winters are deliberate in Minnesota simply to give us gardeners the time frame to do all of our seed and plant selecting, and planting planning. Who ever has time for these chores once the weather warms and we actually start our gardening and yard work?! Winter also gives those of us who garden under lights another signal to start the slow germinating seeds for spring plants--a time element necessary due to our limited growing season. Onion seeds, begonias and a few others get their start following the holiday season, and with the coming of spring, a constant addition of seed beginnings are added under the lights, assisted in specific varieties with the bottom heat treatment. As the snow leaves and the brown ground comes to view, the outdoor gardening activities are being planned. With each passing month and passing season the gardening circle continues to close.

So goes the actual planting, the thinning, the weeding, the watering, the weeding, the fertilizing, more weeding, the summer mulching, and finally the reaping of the efforts of these months of planning and planting--the harvesting of the fresh vegetables and fruits for the table along with bouquets of cut flowers for indoor enjoyment.

Following vegetable and flower harvesting comes another season and further closing the gardening circle when the gardens are put to bed complete with heavy composting, rototilling of mulching materials into the soil, and a healthy application of fertilizer. Then the final topping of the white stuff, snow, makes it all complete. The gardening circle has then been completed and one has a short break with time to relax momentarily and to reminisce, all in preparation to start the annual gardening circle once more with the hopes and expectations of this being a bigger and better year than the past.

Anybody who calls a rose by any other name is probably pruning.

MORE ON ROSES: While taking notes on Bob Churilla's talk at the September MGCM meeting a September press release from the All-America Rose Selections Press Office in Shenandoah, Iowa came to mind. Since it answers questions some of us may have it is reprinted below. The underlining is ours (Ed.).


"Most rose specialists, general nurseries and sales yards will be offering rose plants, including the three 1981 AARS award winners, for sale beginning in October. They know that many people will want to get their roses planted this fall so that the bushes will be ready to burst into active growth with the arrival of spring. The nurserymen are aware, too, that most gardeners have far more time to properly prepare their rose beds and do a good planting job in the fall than in the hustle and bustle of spring.

"Of course, to set out roses at this time of year, you must be among the many who dwell in the temperate areas of the country where fall is a satisfactory planting season. In colder sections, having winter temperatures of zero or below, fall planting is not advisable. In the deep south, later winter planting is a way of life, and roses are set out during that period as a matter of course.

"Actually, fall planted roses make little or no root growth during that season, because the plants are in the act of dropping into winter dormancy. As the ground in which they are planted continues to cool, their dormancy deepens.


"The primary advantages of planting in this season, aside from the availability of the gardener's time, are that the soil will settle firmly about the roots throughout the fall and that the plants are established and ready to start active growth as the ground and air reach growing temperatures, usually long before most spring roses are available."

Following the article above was a series of sketches showing how to plant bare root roses.




(1)

Well prepared, deeply spaded bed in well-drained area. Dig each hole 15" to 18" wide and as deep. Add a quart of peat moss or compost and mix well with the soil. Form blunt cone of the mixture in planting hole.




(2)

Prune all rose canes to 12" and remove any broken or injured roots. Position rose on soil cone so the bud union (swelling at base of stem) is just above the ground level after the ground settles in mild climates and about 1" below the surface in climates where winter temperature falls below freezing. Spread roots out in a natural manner down slope of mound.



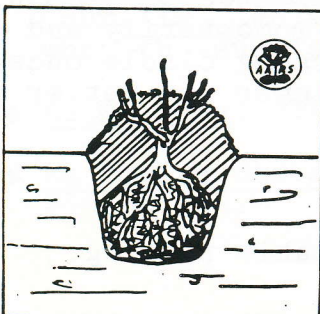
(3)

Work in soil around roots to eliminate any air pockets. Firm soil about roots and add more soil until hole is three-fourths full, then firm with foot or tamper, using care not to injure roots.



(4)

Fill remainder of hole with water and allow it all to soak in, then refill. After water drains, see that bud union remains at proper level and fill remainder of hole with soil and tamp. Head canes back to about eight inches, making cuts one-fourth inch above an outside bud.



(5)

Mound soil around and over plant to height of eight to ten inches. This protects the rose canes from drying out. When buds break, gradually remove mound of soil. Loosen name tag so that it does not constrict cane. When vigorous growth starts, apply plant food according to manufacturer's specifications.

ROSES AND RELIGION

Early Christians thought of the rose as coming from heaven. It was considered more blessed to build a church where the roses grew. Many cathedrals were built next to wild rose-bushes and most churches included rose gardens.

Christmas Party



Thursday Evening, December 11, 1980

Social Hour - 6:15 p.m.

Dinner - 6:45 p.m.

This may or may not be our last Christmas party at Mount Olivet, but it is going to be one of the best! We would like to have every one of our members present. The wives of course are always included in the invitation, but you are also welcome to bring other guests.

The party will follow the tradition established over the years. This will include:

- The usual festive punch bowl before the dinner, to give you time to chat with other members, their wives and guests.
- A slide show presentation during the before-dinner festivities. The pictures will be from this past summer's garden tours, and others from member's gardens.
- The dinner will feature the traditional Parade of Turkeys, with one turkey for every table. Be sure to indicate if you would like to be the carver for a table.
- Every lady present will be given a poinsettia plant to take home. In addition, there will be other door prizes.
- Entertainment will be provided by KEVIN'S BELLES, a group of about 20 ladies from St. Kevin's Catholic Church of Minneapolis. Their revue involves audience participation and has received rave reviews where it has been presented.

One last item--the cost. With some subsidy provided by the club treasury, the cost will be \$7.50 per person.

To make the party a success, however, we need your cooperation. We would like your reservation as soon as possible, but in no case later than December 4th. Please detach and mail the reservation form on page 6 promptly.

Fill in the form below, detach and mail with your check to Dean Schneider at the address given.

Please make _____ reservations for me for the MGCM Christmas Party on Thursday, December 11th. My check is enclosed for \$ _____, payable to the Men's Garden Club of Mpls.

I (would like to) (prefer not to) be a turkey carver.

My name _____

Names of persons who will be attending _____

(Name cards will be prepared from the names as listed.)

MAIL TO: Dean Schneider, 2520 Dresden Lane, Minneapolis, MN 55422

The fields of gay though stunted sunflowers seen in the Red River Valley recently reminded me not only of the TV commercials for PROMISE but also that today scientists are testing age old household remedies. Sunflower seeds are eaten to improve vision. Sunflowers and several members of the sunflower family, marigolds, zinnias, ageratum, dahlias and cosmos are a rich source of drugs, dyes, vitamins. Brilliant marigolds furnish an orange dye and yield a medicine for worms and colic.

- 6 -



Return to
THE GARDEN SPRAY of MGCM, INC.
Edwin C. Culbert, Editor
5315 Portland Avenue
Minneapolis, Minnesota 55417



* * * * *

MEN'S GARDEN CLUB OF MINNEAPOLIS, INC.

CLUB OFFICERS:

- President: ARCHIE CAPLE
7221 - 15 Ave. S., Richfield, 55423
- Vice President: CHARLES W. KING
8645 Columbus Ave. S., Bloomington, 55420
- Secretary: JEROLD R. SHANNON
1847 Eleanor Ave., St. Paul, 55116
- Treasurer: GEORGE H. McCOLLOUGH
8812 Tretbough Dr., Bloomington, 55431
- Past President: ROBERT GAGE
16145 Hillcrest La., Eden Prairie, 55344
- Director: RAYMOND D. MARSHALL
6809 Balsam Lane N., Maple Grove, 55369
- Director: RICHARD D. STEHLY
5500 Fremont Ave. S., Mpls., 55419

FIRST CLASS

To

William H. Hull
6833 Creston Road
Edina, MN 55435

mailed
12/80