




# The Garden Spray

Bulletin of the Men's Garden Club of Minneapolis, Inc.

Affiliated with Gardeners of America and the Minnesota State Horticultural Society

August 1994, Volume 52, Number 8



## Flower Food and Foto Show August 20 and 21 – Minnesota Landscape Arboretum

- See Show Schedule mailed with previous edition of the *Garden Spray* for information on how to enter
- January through June issues of the *Spray* have had articles by Duane Reynolds and others on how to exhibit flowers and vegetables
- Coaches will be available for advice in setting up arrangements and displays
- The goal is for increased participation this year—it's been an excellent growing season. Be confident in your approach.
- Bring your friends to the Arboretum and encourage membership in the Men's Garden Club of Minneapolis. Through participation and networking we all have a good time and gain much new knowledge of gardening.

## Garden Tour and Pot Luck

Sunday, August 14 – 1:00 p.m.

Meet at Arneson Park, 4711 West 70th Street, Edina

Gardens to be visited:      George McCollough, Bloomington      Mary Maynard, St. Louis Park  
    Savory hosta garden, Edina      Clyde Thompson, Edina,  
    and six of his neighbor's gardens (featured in *Better Homes and Gardens*)

Return to Arneson Park for picnic supper and pot luck. Please bring your own supper, dishes and utensils, plus a dish to share (no grilling).

### Reservation Form


Member: \_\_\_\_\_

Guest(s): \_\_\_\_\_

Cost: \$6.00 each x number attending \_\_\_\_\_; total \$ \_\_\_\_\_

Mail to:  
 Bill and Nancy Jepson  
 13207 Henning Circle  
 Prior Lake, MN 55372





# Fragrance Garden Report

by Chuck Carlson, Chair  
Fragrance Garden Committee

On July 14th, the University Leisure Likes toured the garden. A good time was had by all, at least that was my impression. A donation was received from Medicine Lake Tours and a couple of calenders were sold.

Another tour is scheduled for August 4th at 12:30 PM. This group will be the Spring Lake Park and Recreation. If anyone wants to be a greeter, be at the garden about noon.

Thanks to all who have provided weekly maintenance. Here is the list of maintenance volunteers for August through early September:

July 30-Aug 5	Jim Tuff & Chuck Benson
Aug 6-12	Duane Johnson & Jan Johnson
Aug 13-19	Joe Stenger & Maury Lindbloom
Aug 20-26	Henry Halvorson & Len Brenny
Aug 27-Sept 2	Mel Anderson & Chet Groger
Sept 3-9	Derrill Pankow & Kent Petterson

The rest of September will be listed in next months *Spray*.

## Coming Attractions

**August 14 - 1:00 p.m.**  
MGCM Member's Garden Tour  
and Pot Luck Supper  
Arneson Park  
4711 West 70th Street  
Edina, MN

**August 20 & 21**  
Flowers, Food and Foto Show  
Minnesota Landscape Arboretum


**September 6 - 7:30 p.m.**  
MGCM Board of Directors  
Bob Stepan's House

**September 13 - 6:00 p.m.**  
MGCM Dinner Meeting  
Lake Harriet United Methodist Church  
49th and Chowen Avenue South

**October 4 - 7:30 p.m.**  
MGCM Board of Directors  
Clyde Thompson's House

*The Garden Spray* is published monthly by the Men's Garden Club of Minneapolis, Inc., for its members and friends. The Men's Garden Club of Minneapolis is a not-for-profit, equal opportunity organization.

Editor.....Andrew J. Marlow  
Staff.....Ed Biren, Chuck Carlson, Dale Fisher, Carolyn Hayward, Mary Maynard, Derrill Pankow, Merle Pulley



# The President's Report

Clyde Thompson, President, MGCM

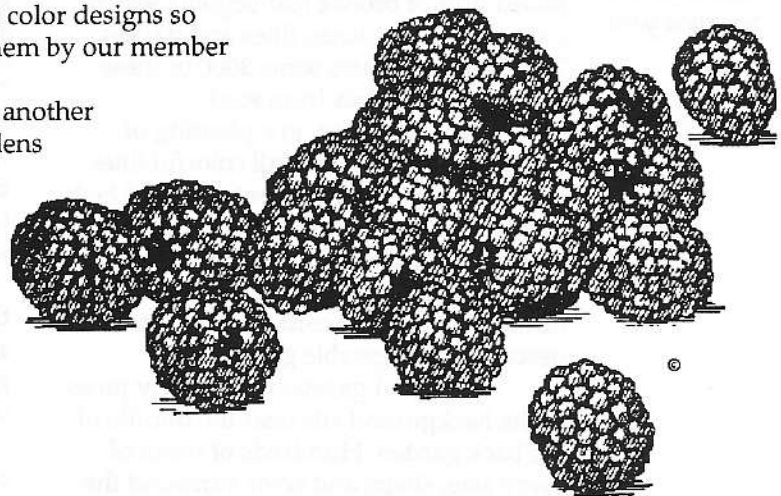
July is the month to which gardeners with a good sense of color design look forward. It is truly the painter's paradise when the blues of lobelia, ageratum, verbena and salvia, the yellows of lilies, coreopsis and marigolds, mix with whites, reds and purples of an endless list of other flowers.


The garden tour, when accompanied by a camera, allows one to capture this array of color on one palate—the roll of film. Everyone can capture the colors available only to the painter before the invention of color film.

The MGCM public garden tour on July 9 and 10 was a masterpiece of color creations. Every garden had a personality reflecting the wishes of its designer. Thanks to Dave Johnson and the many volunteers of MGCM who made such a wonderful event possible. Hundreds of visitors got to enjoy the color designs so graciously opened to them by our member gardeners.

August 14 will be another opportunity to see gardens of various shapes, colors and compositions in the Edina/Bloomington area. We'll meet and park at Arneson Acres, located at 70th Street South, just two blocks east of State Highway 100. Shirley Peterson of the Edina Garden

Council will give a brief history of how these beautiful perennial gardens came into being. A nice bus ride will take us to George McCollough's in neighboring Bloomington for a look at George's roses and perennials. Then it's off to Mary Maynard's in St. Louis Park and, finally, seven neighboring gardens on Dunham Drive in Edina. The annual pot luck supper will follow the tour in Arneson Park from 4:00 to 6:00 p.m. Bring your silverware and enough goodies to share. Guests are welcome. Coffee will be furnished and the cost per person is just \$6.00. Mail in the coupon on the front cover of this issue of the *Garden Spray* to make your reservation.





# July Tour Report

part one of two by Merle Pulley  
photos by Eldon Hugelen

## Jerry and Lee Shannon

The Shannons are proud owners of one of the most visited and largest private gardens in the region. Upon entering the



Grace and Ted Olson tour the Shannon yard

back yard you are greeted by containers of coleus grown for their mass of showy foliage. Then you see the delicate meyeri ferns. A hundred or so pots on the patio show geraniums and graceful white calla lilies. Just west of the greenhouse is a graceful expanse of annuals and perenni-

als with many elevated pots. Three large raised pots of bronze leaf begonia watch over masses of coleus, lilies and daisies. The Shannons' raise some 3000 of these bronze leaf begonia from seed.

Continue along to a planting of roses, bleeding hearts, tall colorful lilies and dozens of hosta in front of raised beds of vegetables. Onions, tomatoes, peppers, beans, broccoli in its prime, huge cabbages, peas, carrots, beets, dill and a stand of chest high sweet corn just begin to describe the vegetable garden.

A peaceful gazebo with shady pines in the background sits near the middle of the back garden. Hundreds of hosta of every size, shape and color surround the gazebo and shady glade. A path leads the

visitor through a shade garden, including datura with its graceful funnel-shaped flowers and narcotic properties.

Grape covered canopies loom overhead as one strolls back to a huge rock garden adjacent to a lovely water garden. Where else can one enjoy a water pond next to a cactus garden? The effect is wonderful.

Benches invite rest and a time to savor the gardens. Exit under the arched trellis of wisteria with racemes of purple flowers.

## Bob and Lorraine Churilla

It is written in stone on a plaque in the Churilla's yard, "Welcome to My Garden". Their garden is very welcoming and viewer friendly. The front curved walkway is planted with colorful coleus, huge hosta and mounds of brilliant impatiens. To the right of the front door is an array of bright begonias, euonymus fortunei evergreen shrubs and more coleus. Around the edge of the house grow numerous hosta, including "Alba Marginata" and "Nakiana" and a huge "August Moon", both in full bloom.

Walking down the side steps to the back gardens is in itself a tour. The fifteen steps serve as host to potted geraniums, hosta and coleus labeled "Sparkler", "Christmas Cheer" (guess the colors), "Colleen", "Florida Rose", and "Gilda". At the bottom of the steps is a great bench that doubles as a planter. A box attached to the backrest of the bench is overflowing with moss roses.

A modern greenhouse is built into the lower level of the house, where southern exposure allows maximum solar gain. The greenhouse is neatly bordered with pansies and geraniums.

Enter into the rose garden featuring over 200 rose bushes and miniatures,

*(continued on page 7)*



## New Members

Richard C. Allen  
546 Stone Road  
Mendota Heights, MN 55120-1908  
home phone: 452-0966

Chuck Boie  
8418 Comstock Lane North  
Maple Grove, MN 55311  
home phone: 420-3430  
business phone: 835-4787

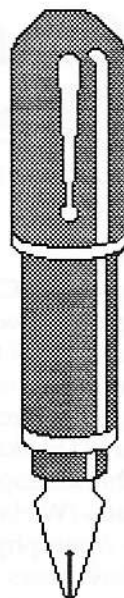
Marilyn J. Brummer  
3525 The Mall  
Minnetonka, MN 55345  
home phone: 473-4732

Jerry Kennedy  
4995 Shady Island Road  
Mound, MN 55364  
home phone: 474-2014

Sharon M. Parker  
4121 5th Avenue South  
Minneapolis, MN 55409  
home phone: 872-7713

Soren A. Ryberg  
546 Stone Road  
Mendota Heights, MN 55120-1908  
home phone: 452-0966  
business phone: 733-5680

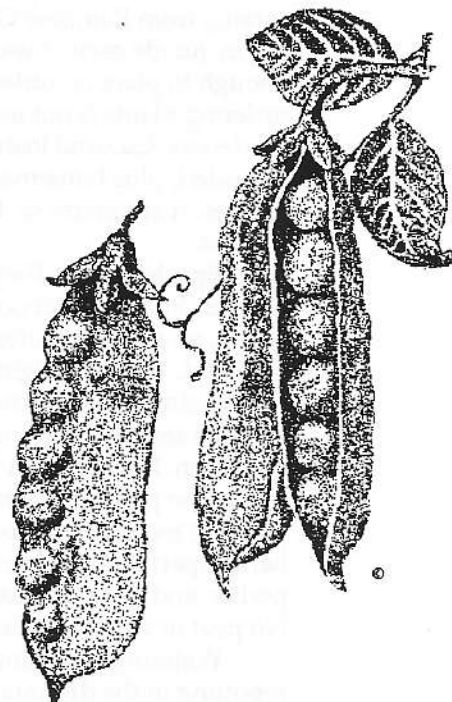
## Board Meeting Notes




At the July 5 meeting, the MGCM Board of Directors:

- spent much time discussing the July 9 and 10 public garden tours
- discussed the August tour and September meeting
- approved the membership applications of Chuck Boie (sponsored by Marty Anderson), Sharon Parker (sponsored by Chuck Carlson) and

Marilyn Brummer (sponsored by Clyde Thompson).







# Chuck's Chestnuts

by Chuck Carlson

## The Chestnut

Flowering Jungle Cacti! We don't live in the jungle, but I would bet that most of you have one of these beauties. There is a huge variety of jungle cacti, such as: Epiphyllum (orchid cactus), Schumbergera (Thanksgiving – Christmas cactus), Rhipsalidopsis (Easter cactus), Rhipsalis (Wicker Work cactus), Aporocactus – Aporophyllums (Rattail cactus) and a few others. To me these are all ugly, though interesting, during most of the year, but when they bloom they are beauties beyond compare.

I invested a couple of dollars in a catalog from Rainbow Gardens, specializing in jungle cacti. I was impressed enough to place an order., but, of course, ordering plants is not unusual for most gardeners. Cultural instructions were provided, plus homemade potting mix recipes. A summary of this information follows.

**Epiphyllums:** They need good light all year, but no direct noon day sun. In the house, morning and afternoon sun is excellent. Artificial light is OK, but it should simulate the actual daylight hours for each season. Thus, no lights after sundown. It will bloom with no inducement. The potting mix recommended is 1 part leaf mold, 1 part coarsely ground bark, 1 part redwood or fir bark, 1 part perlite, and 1/2 part charcoal (optional). No peat or vermiculite should be used.

**Watering & potting:** After potting or repotting in the dry mix no water should be given for 1 week, then only lightly for a month. After this period, water so it

freely flows from the drain holes. Water when the top 1/3 is dry but never let the mix completely dry out.

**Fertilizing:** Use a balanced 6-6-6 to 10-10-10 once a month from spring to fall. In the fall, stop all nitrogen and use no fertilizer at all from December through April. In May, start with no nitrogen and then resume the balanced regimen.

**Holiday Cacti:** The recommended potting mix is 4 parts perlite and 6 parts peat moss. Water immediately after potting or repotting.

**Fertilizing:** Apply a liquid 10-10-5 once a month. Stop fertilizing in September and resume after the blooms are over. Easter cactus can be fed all year except during the bloom period.


**Watering:** Moisture is required at all times—let the top become slightly dry between waterings, but never let the soil go completely dry.

**Inducing Blooms:** Easter Cactus do not require inducing but the other holiday cactus do. Use one of two methods: 1) Keep nighttime temperatures between 55 to 60 degrees. Anything above or below <sup>MORE</sup> results in no buds. 2) Provide a <sup>LONG</sup> short night period of ~~less~~ <sup>more</sup> than 12 hours of darkness at a temperature above 60 degrees for 3 to 4 weeks. When buds have formed, resume normal light conditions.

Rhipsalis, rattail and other Epiphytic cacti should be treated like Epiphyllums except that sand should be added to the potting mix—1 part sand to 2 parts Epiphyllum mix.

## The Tip

Start some Jungle Cacti. The rewards are great when they bloom. You should see Dave Johnson's epiphyllum when all those orchid-like blooms are flaunting their beauty. This year I had one which had 18 blossoms, each over 3 inches across.



## July Tour

(continued from page 4)

meticulously groomed and labeled. The circle of miniature roses is wonderful, proving that Churilla is an artist as well as a champion rose grower.



Bob Churilla explains it all to Stan Crist.

This garden tapers into a lovely mix of annuals and perennials; a bed of geraniums, hosta, white Shasta daisies, cosmos, gompherna, aster, vinca, lilies and yellow-gold African marigolds.

The back border is lined with trimmed Buckthorn bushes as a backdrop for trellises, vegetable

plantings and a composting work area. Dozens of showy flowering baskets hang from the trellises. Vegetables include a nice selection of tomatoes, green peppers and trellised cucumbers.

The Churilla's gardening bug has crept in all directions from their backyard. Neighbors up and down the block have flowering gardens and blooming baskets hanging from trellis and decks. It makes for a beautiful vista in all directions.

### Bob and Nancy Stepan

The front yard of the Stepan's house in Brooklyn Park has plenty of "curb appeal" that lets you know it's the home of seasoned gardeners. Mounded beds of impatiens on the front lawn, displaying stripes of red, pink and white, catch the attention of visitors and shutterbugs. Then you are pulled to a raised bed of 200 or so tuberous begonias in front of the house. Overhead, baskets hang from the wide

faschia, displaying more impatiens and trailing purple petunias. Large planters sit around the front steps and yard, boiling over with those famous coleus. Also on the front lawn a nice circle of field rock surrounds a raised bed of fibrous begonias and bright red geraniums, all nestled under a trim Sunburst Locust. The lawn itself is a thing of beauty—perfectly manicured, deep green in color throughout and virtually weed-free.

Along the side of the house are varieties of hosta and another helping of fibrous begonias, neatly mulched and standing in soil so rich it looks as though it could be eaten. The corner garden grows around three groomed Capitata Japanese Yews, flanked by beds of columbine, nierembergia, large golden marigolds and flowing phlox. A backyard deck is the stage for dozens of potted and hanging geraniums, bleeding hearts, hibiscus and a great "Alice duPont" mandevilla.

The rose bed is bordered with bronze leaf red begonias. This bed is home to "Lady Frances" (a double), "Perfect Moment", "San Antone", "Shining Hour", a tall "Sheer Bliss" and the deep red "Mr. Lincoln". This is where I took the award-winning photograph of a deep yellow, perfectly shaped "Midas Touch" (it's still in the camera).



Bob Stepan awaits garden visitors

Along the back wall is a raspberry bed, bordered with annuals in full bloom. Under the nearby Cornell apple trees grows a healthy stand of calla lily, not knowing they are supposed to be getting more sun. Vegetables are here, too—six military rows of tomatoes, staked and tied. Stepan's grow Fireball, Big Girl, Big Beef, Better Boy, Big Boy and Celebrity.

## Inside:

**Page 2/**      **Fragrance Garden Report  
Events Calendar**

**Page 3/**      **President's Column**

**Page 4/**      **July Tour Report Report**

**Page 5/**      **New Members  
Board Meeting Notes**

**Page 6/**      **Chuck's Chestnuts**

## MEN'S GARDEN CLUB OF MINNEAPOLIS, INC.

### CLUB OFFICERS:

**President:** Clyde Thompson  
4429 Dunham Drive, Edina, MN 55435  
**Vice-President:** Robert S. Voigt  
4934 Aldrich Ave. So., Minneapolis, MN 55409  
**Secretary:** Eldon Hugelen  
7473 W. 142<sup>nd</sup> St., Apple Valley, MN 55124  
**Treasurer:** Melvin C. Anderson  
5701 35<sup>th</sup> Ave. So., Minneapolis, MN 55417  
**Past President:** Lee Gilligan  
6506 W. Broadway, Brooklyn Park, MN 55428

### DIRECTORS:

Charles J. Carlson  
1001 Hackman Circle, Fridley, MN 55432  
Mary J. Maynard  
4375 Dart Ave. So., St. Louis Park, MN 55424  
Donald A. Powell  
346 13<sup>th</sup> Ave. No., Hopkins, MN 55343  
Robert Stepan  
7717 Riverdale Dr., Brooklyn Center, MN 55444

Return to:

# The Garden Spray

Men's Garden Club of Minneapolis, Inc.  
Andrew J. Marlow, Editor  
10700 Minnetonka Boulevard  
Hopkins, MN 55305-6744

First Class Mail

FORWARDING AND RETURN  
POSTAGE GUARANTEED,  
ADDRESS CORRECTION REQUESTED