




# The Garden Spray

Bulletin of the Men's Garden Club of Minneapolis, Inc.

Affiliated with Gardeners of America and the Minnesota State Horticultural Society

January 1994, Volume 52, Number 1



## January Dinner Meeting:



### "The Peace Parks and Ancient Gardens of Hiroshima and Nagasaki"

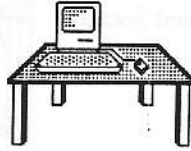

with Mary Maguire Lerman

MGCM member Mary Maguire Lerman will show slides and talk about the gardens she visited while in Japan in August of 1993. Mary, Coordinator of Horticulture Programs for the Minneapolis Park and Recreation Board, was one of three distinguished citizens representing Minneapolis Mayor Don Fraser at the Third Quadrennial World Conference of Mayors for Peace through Inter-City Solidarity.

Some of the gardens she saw are very exclusive and are open only to foreign dignitaries. Mary will talk about the influence the sister city relationship between Nagasaki and St. Paul has had on the Como Park Japanese Garden and the gift of the International Peace Bridge from the city of Hiroshima to the people of Minneapolis.

- Day: Tuesday, January 11, 1994  
 Time: Dinner at 6:00 p.m.  
 Business Meeting and Program Follow  
 Place: Lake Harriet United Methodist Church  
 49th & Chowen in Minneapolis  
 Cost: \$7.00 per person reserved, \$8.00 if not reserved

Note: The 1993 permanent reservation list is still in effect for this meeting. A new list for 1994 will be circulated at the January meeting. If you are not on this list, please return the enclosed card to Secretary Eldon Hugelen by Friday, January 6, to reserve a place at dinner.



**The Editor's Desk**  
Andy Marlow

A new feature begins this month on page 7. It's called "Growing for Showing" and is being coordinated by Duane Reynolds, one of MGCM's certified flower and vegetable show judges. The articles will focus on growing, preparing and exhibiting flowers and vegetables in shows. We hope these articles will inform you and encourage you to become an exhibitor this year, especially if you've not exhibited before. The best showing by a first time exhibitor in MGCM's annual show is rewarded by having that members name added to the Robert L. Smith Memorial Trophy. It could be a lasting reminder of **your** first try at exhibiting.

The first seed catalogs have begun arriving. Naturalist Jim Gilbert (who charts human, as well as other animal, behavior) likes to say their arrival is the first real sign of spring. It's also the first step along the path leading to the Flower, Food and Foto Show.

Congratulations to Chuck Carlson, our regular columnist. His writing was recognized by The Gardeners of America/ Men's Garden Clubs of America, which reprinted part of his column on gardener's sayings in their December *Newsletter*. Way to go, Chuck!

We welcome new members to the *Garden Spray* staff. Ed Biren, who joined MGCM just a few months ago, Carolyn Hayward, who joined at the end of 1992, and Past President Merle Pulley have volunteered for the *Garden Spray* committee. They join "old hands" Chuck Carlson and Mary Maynard, whose contributions have always been noteworthy.

# Coming Attractions

**January 4, 1994 - 7:30 p.m.**  
MGCM Board Meeting

**January 11 - 6:00 p.m.**  
MGCM Dinner Meeting  
Lake Harriet United Methodist Church

**February 1 - 7:30 p.m.**  
MGCM Board Meeting

**February 5 & 6 - 10 a.m. to 6 p.m.**  
St. Paul Winter Carnival Orchid Show  
Como Park Conservatory


**February 8 - 6:00 p.m.**  
MGCM Dinner Meeting  
Lake Harriet United Methodist Church

**February 19**  
MSHS Art of Speciality Gardens Seminar  
Hennip Technical College  
Eden Prairie, MN

**March 1 - 7:30 p.m.**  
MGCM Board Meeting

*The Garden Spray* is published monthly by the Men's Garden Club of Minneapolis, Inc., for its members and friends. The Men's Garden Club of Minneapolis is a not-for-profit, equal opportunity organization.

Editor.....Andrew J. Marlow  
Staff.....Ed Biren, Chuck Carlson, Carolyn Hayward, Mary Maynard, Merle Pulley



# The President's Report

Clyde Thompson, President, MGCM

1993 was a vintage year for MGCM under the leadership of Lee Gilligan with the help of many, many committee members. Some of the specific accomplishments were:

- national recognition for the Fragrance Garden
- a commendation for Stevens' House garden care, which has thousands of visitors annually
- contribution to the Minnesota State Horticultural Society, The Gardeners of America, the Minnesota Landscape Arboretum, People for Parks and the MGCM Scholarship
- contributions in time and energy by committee members to the Plant Sale and Auction, garden tours, the Flower, Food and Foto Show, and the Holiday Party

plus a whole lot more!

I hope 1994 will also be a good year for growing both gardens and the MGCM membership. Each member should take the opportunity to learn more from our Mentor Gardeners listed by specialty in the front of your directory. Call on them when you have a question or a problem.

Don't forget, you can volunteer for a committee anytime during the year simply by calling the committee chairperson listed in the directory.

New members can join anytime, too. MGCM membership applications are available from Treasurer Mel Anderson or


Secretary Eldon Hugelen. Guests are always welcome at our monthly dinner meetings. A visit to a club meeting often turns the visitor into a member.

Enough promotional material for January! The seed catalogs will soon be here and we can begin to plan for the new growing season in earnest.

My winter project is to teach the computer how to design "wild" flower gardens—in between naps, of course.

## NOTICE:

If you have not renewed your MGCM membership for 1994, this is your last issue of *The Garden Spray*. It is now too late to get your name in the 1994 MGCM Directory, but you can keep *The Garden Spray* coming and enjoy all the benefits of MGCM membership if you renew **now**. Send your membership form and a check for the appropriate amount of dues to Mel Anderson, MGCM Treasurer, 5701 35<sup>th</sup> Avenue South, Minneapolis, MN 55417.



# Chuck's Chestnuts

by Chuck Carlson

## The Chestnut

The column this month is condensed from an article by Christopher Hallowell of Baruch College.

Bill C. Wolverton, Ph.D., says "...if plants revitalize the earth—and they do—you better take some inside with you." He is convinced that of all the technology available to rid the air and water of pollutants, nature's plants are still the best bet. He declares, "Nature has built into plants the ability to use our waste for nourishment. It's about time we humbled ourselves and used the system." Plants inside the house are his answer to the *sick building syndrome*.

*Sick building syndrome* is the result of our tighter built homes plus the odorful and odorless gases from new rugs, paint, furniture, cleaning fluids, smoke and many other sources.

We have known for a long time that plants absorb carbon dioxide and give off oxygen. But, now we know through laboratory experiments that plants absorb other gases as well; gases such as formaldehyde, benzene and trichloroethylene (TCE).

For example, an English Ivy put in a 12 cubic foot sealed chamber full of benzene, absorbed 90% of it within 24 hours. Plants are selective though. The same English Ivy in a chamber of formaldehyde absorbed only 11%, but a Boston Fern managed to absorb 86%.

Which plants are most useful for which pollutants? Here are a few examples. For formaldehyde removal, use

Boston Fern, Mums, Dwarf Date Palm or Gerbera Daisy. For xylene in paints and varnishes, use Dumb Cane, Areca Palm, Dragon Tree or the King of Hearts. For ammonia, use the Lady Palm, Lily Turf, Lady Jane, or the Mum. For benzene, use the Snake Plant, Gerbera Daisy, Mum or *Dracaena 'Warneckii'*.

Some plants take care of more than one pollutant and are all around poison eaters. A short list includes the Peace Lily, King of Hearts, Lady Jane, Weeping Fig (*Ficus*), Tulips and English Ivy.

Though not all is known about this process (and in fact some scientists are not convinced this is the best way to deal with the problem), it still is an aid in reducing home pollutants. You could put in an air exchanger but what do you have to lose by growing a few extra plants? You may have a few aphids, mealybugs or mites to get rid of, but you will also have a "house beautiful"


## The Word

Xeriscape..... I will give you a clue: *xeros* is a Greek word meaning "dry." Xeriscape is a water saving garden usually in a dry region.

## The Tip

Have you ever put two wire hangers in a closet and the next time you looked there was a whole bevy of them? They also were probably intertwined and tangled, making them nearly impossible to remove. Well, here are two ways to use them in the garden. They make wonderful staples to hold down plastic mulch or covering material. They can also be used for labeling. They can be made long enough so they won't pull out, and the name can be added to a plastic or aluminum label attached to a loop bent in one end.





# Growing for Showing: A Beginner's Guide

by Duane Reynolds

I enjoy hearing people talk about their initial experience entering a flower and vegetable show, because that experience is the same one I had years ago. I was scared! I belonged to a garden club where the other members seemed to be much more expert at growing and I really felt like I was a beginner. Each year the chairman of our flower and vegetable show would stand up and give rousing speeches trying to get us to enter the show, and as time went on and the date of the show approached, he would resort to begging, pleading and threatening in an attempt to get people to bring things to exhibit.

The first show is important because the beginner gains experience and confidence. Leading up to the first show I needed to keep telling myself that my one or two specimens had as good a chance of winning as some of our expert and long-time growers who would bring dozens of entries and compete for the sweepstakes trophies. The fact is, I was still fearful and didn't enter the first show in which I had an opportunity, but instead used that show to size up the competition, learn which varieties had the potential to win awards and plan for the future. Over the years, I have learned that entering shows and exhibiting adds zest to the enjoyment of growing and experimenting with new varieties. It's fun to exhibit fine specimens just to show what can be done and encourage others to take up this challenging and rewarding hobby. It's important to keep in mind at all times that the purpose of the show is to educate. If a show is successful, then all who participate have increased their knowledge of

horticulture and exhibiting.

Over the next few months, I'll be offering suggestions for beginners (and experienced growers, too) for growing, preparing and exhibiting flower and vegetable specimens. Here are the first two:

## What to Grow

The average grower is confronted with the problem not only of what to grow, but where to grow it. Catalogs can tell us what the new varieties are and also can indicate which ones are All-America selections and have potential to be successful in our area. Friends, neighbors and fellow garden club members have a wealth of trial and error experience which we can use to our advantage. "All we have to do is ask." Choose those varieties which have a chance to succeed in your area, have the highest degree of disease resistance and have also had previous success on the show table.

## Care and Feeding

The grower needs to provide the best possible cultural conditions. This means choosing the best location, keeping the area weed free, mulched, fertilized, watered, sprayed and doing whatever else is necessary to grow the best possible specimens. **Hard work is required.** Don't overdo it if you're just starting out. Select a few things which you want to grow and spend time giving them the proper care. This will improve your chances of being successful.

Next month we'll look at selecting and preparing specimens for exhibit.

## Inside:

Page 2/	Editor's Column Events Calendar
Page 3/	President's Column 1994 Dues Notice
Page 4/	Chuck's Chestnuts
Page 5/	Growing for Showing: A Beginner's Guide

## MEN'S GARDEN CLUB OF MINNEAPOLIS, INC.

### CLUB OFFICERS:

**President:** Clyde Thompson  
4429 Dunham Drive, Edina, MN 55435  
**Vice-President:** Robert S. Voigt  
4934 Aldrich Ave. So., Minneapolis, MN 55409  
**Secretary:** Eldon Hugelen  
7473 W. 142<sup>nd</sup> St., Apple Valley, MN 55124  
**Treasurer:** Melvin C. Anderson  
5701 35<sup>th</sup> Ave. So., Minneapolis, MN 55417  
**Past President:** Lee Gilligan  
6506 W. Broadway, Brooklyn Park, MN 55428

### DIRECTORS:

Mary J. Maynard  
4375 Dart Ave. So., St. Louis Park, MN 55424  
Donald A. Powell  
346 13<sup>th</sup> Ave. No., Hopkins, MN 55343  
Robert Stepan  
7717 Riverdale Dr., Brooklyn Center, MN 55444  
Lloyd C. Wittstock  
913 19<sup>th</sup> Ave. S. E., Minneapolis, MN 55414

Return to:

# The Garden Spray

Men's Garden Club of Minneapolis, Inc.  
Andrew J. Marlow, Editor  
10700 Minnetonka Boulevard  
Hopkins, MN 55305-6744

First Class Mail

FORWARDING AND RETURN  
POSTAGE GUARANTEED,  
ADDRESS CORRECTION REQUESTED