




The Garden Spray

Bulletin of the Men's Garden Club of Minneapolis, Inc.

Affiliated with Gardeners of America and the Minnesota State Horticultural Society

May 1999, Volume 57, Number 5

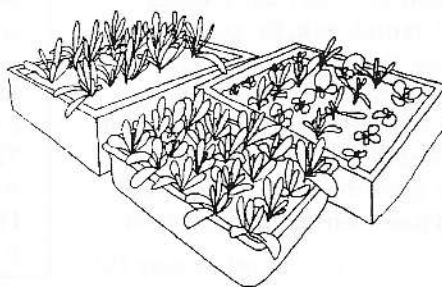


Plant Sale and Auction

Events: Country Store - Silent Auction - Raffle Dinner and Plant Auction



Remember the annuals from last year's Plant Auction? Flat after flat of purples, pinks, yellows, and reds—nearly ever color of the rainbow, so that it was hard to choose just one. Big, luscious healthy plants we ached to put into our gardens. Hanging baskets overflowed with blossoms of begonias, geraniums, impatiens and pansies. Table after table of perennial delights for the gardener were snatched up at the Country Store. Perennials included dwarf conifers, small shrubs, hostas, native plants, ornamental grasses, groundcovers—the list went on and on. The Plant Auction committee is planning to make the 1999 Plant Auction even better. Enjoy a meal with your gardening friends and neighbors and shop for plant material which raises funds for club activities. Members, family and friends are all welcome.

- When: May 4, 1999
- Where: Westwood Lutheran Church
9001 Cedar Lake Road
(East of Highway 169 on Cedar Lake Road)
- What: 4:30 PM - Silent Auction and
Country Store begin
5:45 PM - Dinner
6:30 PM - Plant Auction
On-Going - Raffle
- Why: Help the Club raise funds, have
fun and obtain some garden gems.



Special Note:

The permanent reservation list is not in effect. Please reserve a place at dinner and pay in advance. See page 11 for reservation form.



The Editor's Desk

Chuck Carlson
Managing Editor

In Minnesota, we May is Arbor Month. So I have added a few extra words in this issue of the *Spray* about trees.

This is also the time when our club dedicates some of our resources to the cause of tree planting. On Saturday, May 15, at 9:00 a.m. we celebrate Arbor Day Planting by planting at the Perennial Trial Garden near Lake Harriet.

For a lot of people, trees go unnoticed or taken for granted. A short poem by Alexandra Steinback maybe says it best:

If trees barked like dogs
And flowers hooted like owls,
Their grace and elegance would
Be noticed by millions who
Now pass by unseeing.

Trees have been around a long time and are even mentioned in the Old Testament. The first one that comes to mind is the apple tree in the Garden of Eden. The Bible says Eve gave the first apple to Adam. Today researchers think it was not an apple, but an apricot. Maybe we should change that saying about cute little daughters. Maybe it should be, "She's the apricot of his eye."

There are many other trees mentioned in the Bible such as palms, cedar, acacia, almond, laurel, oak, fir, pine, willow and lotus. So, trees have been around for a long time.

In the U. S. the oldest living tree is the Promethuis, commonly called the Bristle Cone Pine. It is growing on Wheeler Peak in Nevada and has been dated to be 4950 years old.

(continued on page 10)

Coming Attractions

Tuesday, April 27, 7:30 PM

Board of Directors meeting
Howard Berg's house

Tuesday, May 4, 4:30 p. m.

Plant Sale and Auction
Westwood Lutheran Church

Saturday, May 15, 9:00 a. m.

Arbor Day and Perennial Garden
Planting Day

Tuesday, June 1, 7:30 p. m.

Board of Directors meeting
Chuck Carlson's house

Tuesday, June 8, 6:30 p. m.


MGCM Dinner Meeting
Lake Harriet United Methodist Church
49th & Chowen Avenue South

July 14-17

TGOA/MGCA National Convention
Green Bay, Wisconsin

The Garden Spray is published monthly by the Men's Garden Club of Minneapolis, Inc., for its members and friends. The Men's Garden Club of Minneapolis is a not-for-profit, equal opportunity organization.

Managing Editor Chuck Carlson
Production Manager Andy Marlow
The committee: H. Berg, M. Brummer, S. Curry, C. Cutter, D. Hendel, M. Maynard, R. Olson, and R. Van Sickle.




Overall In The Garden

by Eldon Hugelen, President MGCM

I'd like to take an "overall" look at the last Dayton/Bachman's Flower Show, "Alice in Wonderland".

First, thanks to Ritchie Miller, assisted by Kay Wolfe, for putting the event together. Easy parking and a good meal by our caterers, Ellie & Don Rahman, at the church was a fine start. Five-thirty may have been early for some, but then Dayton's closes at eight so there were few options.



Dale Bachman was spoke and pointed out things to look for and reasons for them. He also gave us a backstage look at the preparations via slides This was the first year I could honestly hear him well and view the slides he showed.

Getting on a bus for downtown was easy. Leaving the driving and parking to someone else was

great. You'd be surprised how much humor our group showed on the short trip.

Out of the elevator on the eighth floor of Dayton's, we were greeted by the fragrance of Hyacinths, At the show entrance a bank of the beautiful leafed *Acanthus mollis* (Bears's Breeches) was displayed. It took some time before Jan and Duane Johnson and I figured it out. One was even in bloom. This was the leaf that inspired Greeks in the fifth century B.

C. to develop the classical Corinthian capital of their columns. Years ago I tried growing it, but zone six is needed.

Other things noticed were:

The large Magnolias and Camellias in bloom were salvaged from a construction site on the west coast.

There was thornless roses. I didn't know they existed. Dale told us to look for them in the rose garden Checking Jerry Olson's book, there is one I could try, 'Chlois' one of the Alba Roses.

Next near the Rose Garden, was the new Minnesota hardy 'Mandarin Lights' azalea in full bloom.


It took Margaret Hibberd and Kay Wolfe to find the tea plant. Surprising for me is that tea is a *Camellia sinensis*.

The *Rhododendron* with the mahogany leaf and the violet-purple blooms was 'Thunder' and it's hardy here.

When Alice saw the country (England), she saw a large chessboard. In the show it was made from Scotch Moss (*Sagina subulata*) and Irish Moss (*Arenaria verna*). It reminded me of Iowa. It should be noted that you can grow them here.

Each year I marvel at how Bachman's, with only pots of beautiful plants, can make a convincing garden, easy to walk through and enjoy. There is no evidence of pot rims, but a sense that it was always growing there. With story research, plant search, plant forcing, design, the actual construction and show maintenance, it becomes a layering of talent to bring a show like this to fruition.

This show is Bachman's way of thanking their customers and patrons. In the same way the 15% off voucher at each place setting at our dinner must have been a thank you to MGCM. But "overall" I would have to thank Bachman's for another great and rewarding flower show.



Clematis

By Lillian Marousek

Edited by Eldon Hugelen

(This is the third in a series. See the March and April Sprays for the first two installments.)

Cultural Information

Most clematis like a cool root-run but like to have their heads in the sun. Select a location with four to five hours of sun and protection from strong winds. The east or southeast side of a building is ideal, provided the vine is given a trellis or stable support to climb. Support should be at least 12 inches away from a wall to give ample space for good air circulation. Another reason for the spacing is masonry walls can leach lime into the soil.

Low growing shrubs provide both shade for the root system of clematis as well as a windbreak. The wild species may be planted under shrubs and small trees, over which they can scramble into the sunlight. Clematis blossoms can withstand very cold weather and will bloom long after the perennial garden is blackened by frost.

Soil

Clematis like moist but well-drained-soil (sandy loam), high in organic matter and a cool root run. They do best if the soil pH is in the range of 6.0 to 6.7.

Planting Time

Balled, bare-root plants are planted in spring. Potted plants can be planted anytime. Do not hesitate to move a young clematis plant that is not doing well. The roots may be in soil they do not like.

Planting

Dig a hole one and one-half to two feet across and to the same depth. Remove the top soil and mix equal parts of the soil, peat moss or leaf-mold and course sand

plus one cup of bone meal. Use this mix for planting the new clematis.

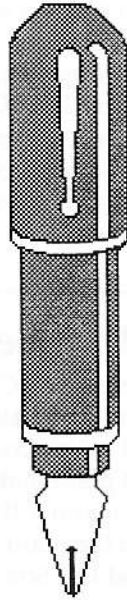

Remove the remaining soil to a depth of 18 inches. Place golf ball size stones and small pebbles into the hole to a depth of six inches. Over this put a shovel full of old or composted manure. Then add the prepared soil mix making a cone-like mound. Spread or untangle the roots carefully and set the crown (the place where the roots branch) on top of the soil mound and gently spread the roots down and around the sides of the mound.

Gradually fill the hole with the remaining prepared soil, making sure there are no air pockets. Cover the crown buds with three to four inches of soil and water in well. Place a mulch of sand and peat moss on top. Plant shallow rooted annuals around the base of the plant to keep the roots cool. In the fall place a mulch of well rotted manure around, but be careful not to get it in contact with the stems or crown. The following spring scratch in a handful of bone meal, but be careful of the shallow roots.

Supports

Clematis will not grow on the ground. Support should be given as soon as planted. Clematis likes to have its leaves held up to the sun and air. Support can be a trellis, a garden arbor, stone walls, a wire frame or cedar posts. The new growth of the vine is very fragile and must be guided and twined to the support provided. As the clematis grows, the stem becomes woodier and is less apt to be broken. Giving the young vine care will insure a sturdier plant. When clematis stems are broken, the growth of the vine is slowed considerably. If all top growth is broken, the plant may lay dormant for a year.

(continued on page 8)



Board Meeting Summary

Margaret Hibberd, Secretary

April 6, 1999

Present: Chuck Carlson, Dave Johnson (Fridley), Margaret Hibberd, Eldon Hugelen, Mary Maynard, Tim McCauley, Ritchie Miller, Kay Wolfe. Absent: Howard Berg
Secretary and Treasurer's reports were submitted and approved.

Vice President Ritchie Miller reported that comments about the new format for the Dayton's-Bachman's Flower Show meeting were favorable with those that attended.

Arbor Day planting will take place May 15 at 9:00 a.m. at the Perennial Trial Garden. The perennial garden committee is also meeting and hoping to plant some new plants in the trial area.

Old Business

Marketing Brochure: We need to think about materials to communicate to prospective members what the club is about. Kay will work on them and present them to the board

New Business


- *Garden Spray*: The Board suggested it would be a good economy of time and money to reduce the size of the *Spray* in July and August.
- Meal Reservation and Meeting Setup: Kay would like to retire from meal reservations after June Mary Maynard will take over in September. The Board moved to define a new committee for the year

2000. Kay and Mary will present recommendations to the board on the structure of the new committee. It may include the current hospitality committee, meal reservations, setup and catering management.

- New Members: The Board voted to accept new member Aija Vijums. The next meeting will be April 27, 1999, at 7:30 p.m. at Howard Berg's.

Tree Quotes to Live By

- A good word is like a tree, whose root is firmly fixed.
- It's important to have roots with family and friends.
- Nothing happens right above ground until the roots are functioning properly below ground. *Fred Hower*
- A tree is known by its fruit and a person is known by his actions.
- Be like a flexible branch: bend, but don't break, when harsh winds blow.
- For your tax report, keep a log.
- Sometimes you have to shed your old bark to grow.
- It's more important to be honest than "poplar".
- If the party is dangerous, just "leaf".
- If you want to impress a new date get "spruced" up.
- Don't "pine" away after a lost love or a lost fortune.
- Branch out and reach for new experiences. In other words, go out on a limb.
- Lastly, remember life is like getting to the top of a tree. You can climb one limb at a time or you can sit on an acorn and wait for it to grow.



Plant Sale and Auction

by Barbara Berosik

Enjoy a meal with your gardening friends and neighbors and shop for the plant material that raises funds for MGCM activities. Starting at 4:30 p.m. sharp, doors open at the Westwood Lutheran Church (9001 Cedar Lake Road). The site is easy to reach from Highway 169 going east on Cedar Lake Road in St. Louis Park. As you enter the door, be sure to register for a bidding number. It will be used for the Silent Auction, the regular Auction and the Country Store, if you wish to add your Country Store purchases to your Auction purchases and make one payment.

Activities start immediately with the Silent Auction and the Country Store. In the Silent Auction, each plant and garden article will display a bidding card, including a suggested minimum amount as a starting point for bids. Participants post their bids on specified plants during a given time period. The highest written amount on each item at the end of the bidding time will purchase the plant.

As usual, Eldon Hugelen is hunting for special perennials to tantalize us in the Country Store. This area also includes donated perennials from MGCM members for over-the-counter purchase. There'll be great selections and great buys for anyone who is looking.

After dinner, the Plant Auction opens. In order to make a bid, individuals must show their bidding number and be acknowledged by the auctioneer. In addition, raffle tickets will be available for purchase on selected items during the

night. Be sure to pick up an auction number since door prizes will be awarded via random drawings of auction numbers.

The fun starts Tuesday, May 4 at 4:30 p.m. Invite all of your friends and neighbors today, and fill in the registration form on page 11 to reserve your dinner and register your guests.


Plants Wanted


A request to MGCM members!! We need plant materials from your garden to sell in the Country Store. Please pot up plant material from your garden, identify the plants and bring them to the Plant Auction.

Jerry and Lee Shannon are sharing from their garden. Plants they are bringing are Celander Poppy, the native Jacob's Ladder, Turtlehead, Blue-eyed grass, Ice Ballet Asclepia, May Apple and some of the bushy Clematis.

Why don't you see what you can find in your garden?

This event is a fund-raiser for MGCM's yearlong activities and charities. We can use and appreciate your support!





Transplanting a Tree

Since transplanted trees have lost most of their roots when they were dug up and balled, or have very few when in pots, it is necessary to stimulate root growth when planting. This can be done by:

- Dig a wide hole.
 - Dig only deep enough to set the root ball so that the crown of the roots is even with or slightly above ground level.
 - Remove synthetic burlap or twine. Regular burlap can be loosened and stuffed to the bottom of the hole. Never have anything girdling the trunk.
- Fill the hole with good humus soil and tamp near the root ball to stabilize its position and to eliminate air pockets.
 - Water properly, keeping the soil moist but not water logged. After a few weeks, gradually water further toward the drip line.
 - When transplanting trim only broken or dead branches or roots.
 - Keep heavy equipment away from where the tree is or will be planted.
 - Mulch only about two to four inches deep, less near the trunk. In fact, keep a mulch or soil free area three inches around the trunk.
 - Fertilize beyond the drip line. Make roots reach out for food. Initially keep fertilizer away from the root ball, particularly nitrogen, until the roots can support more leaves




Earlier this year...

Above: New MGCM member Julia Porter is officially inducted by Membership Chair and immediate Past President Mary Maynard.

Right: Dave and Delores Johnson receive their Green Thumb awards for perfect attendance in 1998 at the February 1999 meeting and then take the infamous "Green Thumb Oath" from Awards Committee Chair Andy Marlow.

Photos by Lloyd Wittstock.





Clematis

(continued from page 4)

Fertilizing

Clematis should not have fertilizer applied until it has been established one year. Good results can be obtained by using a handful of a balanced fertilizer (10-10-10) when the leaf buds start in the spring. Sprinkle carefully on the top soil but keep it away from the clematis stem. Fertilizer will bring out the colors of clematis and give the clematis vine the food it needs to produce healthy foliage.

Watering

Clematis are rampant growers and they require frequent watering, especially during dry, hot weather, to insure a large number of blooms.

Pruning

Most purchased large flowering hybrids cut back at the nursery are in the spring after the new green buds have started. This tends to make the vine throw out more new stems from the base. Knowing this, do not prune the clematis vine for two years after planting. After two years, be sure to use the pruning information previously documented in discussion of the various groups. As a general rule, if you want a mass of bloom just remove the dead wood after the spring growth has started.

Mulching

A mulch on clematis is used to insure a cool root run. Apply a mulch of peat moss and coarse sand in a circle around the stem about two inches deep. For winter mulch, cover with marsh hay.

Pests and Diseases

Clematis are very susceptible to weed-killers and strong insecticides. Use care with these near the clematis vines. If mice and rabbits are a nuisance in the garden, a fine chicken wire around the

base of the vine will protect it. Be sure the wire is up to 18 inches, or above the snow line, for winter protection. To combat slugs and snails, dissolve one tablespoon of powdered alum to one gallon of water. Spray both plant and surrounding soil.

Rust, root knot, leaf spot and stem rot are the common diseases. Dusting sulfur is the most effective fungicide for these. Leaf spot is characterized by small tan angular spots with red margins. A sudden wilting and death of single shoots is the symptom of stem rot. This happens when a break occurs on the stem and wilt bacteria enters. Infection occurs on the stems near the soil line. Remove infecting stubs, spray the infection with a solution with a sulfur base.


Yellow variegated leaves on clematis may occur when there is an abnormal amount of rainfall, and will clear when dry weather comes along. Check the drainage of the vine to see it is not standing in water. While clematis like plenty of moisture, it must drain away. Be careful not to use too much fertilizer as it can burn the plant. Cut off and burn any leaves that appear yellow in color.

Propagation

Clematis can be grown from seed. Some species reproduce themselves if the soil surrounding them is to their liking and is left undisturbed. Sow seed as soon as ripe, late summer or early autumn. Expect germination in early spring.

The hybrids can be propagated by grafting, layering or from cuttings. Plants from cuttings or layering are preferred. The easiest way is to remove a single vine from the trellis and bend it to the ground. The layer is prepared by making a slanted cut of one to two inches, starting just behind a chosen node on the underside of the stem, and cutting upwards to bisect the node; or a notch can be cut immedi-

(continued on page 9)



Clematis

(continued from page 8)

ately behind the node on the underside of the stem. The prepared node is then pressed into the soil contained in a five or six inch clay pot, sunk to the rim in the ground where the layer can be bent to it without strain, and held in place with a piece of wire bent like a hairpin or a small crouched wooden peg. Cover with a well-firmed mound of soil, and a layer of moist peat or leaf-mold to give moist, cool rooting conditions.

The soil in the pot should be well-drained sandy loam or one-third each of peat moss, soil and sand. You may dust the cut surfaces with a root-inducing hormone powder such as Rotone before planting. Layering can best be done in early spring, before growth is too active. The following spring sever the vines, lift the pots and remove the rooted plant to a permanent position in the garden where it will flower the following year.

Propagation by dividing the roots of parent plants may be done in early spring before active growth begins. Divide with a sharp knife, removing suitable portions with potential growing crown buds and with roots attached. The divisions can be replanted at once in well-drained soil where they are to grow.

(Acknowledgment:

The above information on growing Clematis in Minnesota came from Lillian Maroushek, a long time gardener and respected plants-woman. She and her late husband owned and operated a plant nursery in Hastings, Minnesota. We of the Mens Garden Club of Minneapolis are grateful that she would share her notes.)


Photo Contest

By the Photography Committee


It seems it is never too early to start choosing photos for our annual competition. You say, "I don't have any to pick." Well, you still have about three months to take some. Spring wildflowers make terrific subjects, and spring also provides early rock garden blooms. You also have some unique early summer flowers of the garden. So get out there and click your shutter.

Most importantly, this is a friendly competition—a chance to show your best work and some of your favorite plants or scenes. While some of our participants are very accomplished photographers, there are also a fair number of weekend dabblers who turn in good and interesting photos. You can, too, so give it a try.

We hope to see some new participants this year. Think about it. There is plenty time before the July entry deadline date.



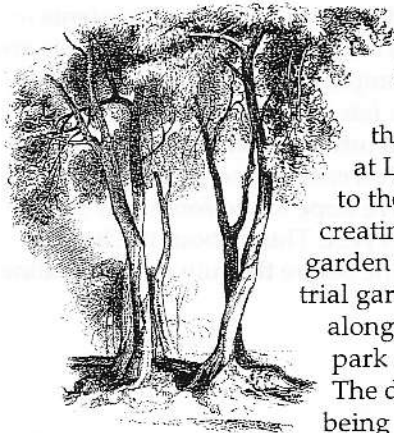
Datura. Photo by Chuck Carlson



Perennial Garden & Arbor Day Planting

By Kay Wolfe

The Arbor Day planting will be at the Lyndale Park Perennial Garden again this year. A joint planting event with both Arbor Day and Perennial Garden Committees is planned for May 15 starting at 9:00 a.m.



MGCM has adopted the Perennial Trial Garden at Lyndale Park. In addition to the Trial Garden, MGCM is creating a display perennial garden which is just behind the trial garden. Both gardens run along the north boundary of the park west of the Rock Garden. The display perennial garden is being planted with shrubbery, ornamental grasses, and large unique perennials. This is only the garden's second season, with some shrubs being planted last year. Donations of large perennials are needed for the garden. Tall unique perennials such as eupatorium, filipendula, plume poppy, and veronicastrum are on the "wanted" plant list. Call Kay Wolfe for a list or see her at a meeting. If you have no plants to divide, consider picking up a plant for the park on your spring shopping spree! Let's create a stunning garden in the Men's Garden Club of Minneapolis tradition!


Editor's Column

(continued from page 2)

This is a startling piece of trivia but I have found a few others in the *Greenhorn* newsletter:

- Less than one acorn in a hundred will sprout into an oak tree.
- 850 native and naturalized species of trees grow in the USA.
- A Ponderosa pine can grow 60,000 seeds (four bushels) in one season.
- When a tree is dug for transplanting as much as 98% of the roots are left behind.
- Dogwood trees live throughout the USA. In fact, a person could take a spring walk (at 16 miles per day), starting in the south and ending at the northern border and see every variety of dogwood bloom.
- A large tree can transpire 50 to 500 gallons of water on a hot day.
- Researchers have found that dentist's patients were less tense in waiting rooms with pictures of trees than with bare walls. (*Lloyd maybe you should try irises.*)
- The world's largest living thing is the Sequoia, weighing in at more than 1400 tons (that's equivalent to 360 Elephants).


Go plant a tree. If you can't plant one, go hug one to show your support. Have a good Arbor month.



Plant Sale & Auction Preview

Special plants expect to be offered for sale are:

- The new 'Amy Grant' miniature rose and other selections. The 'Jerry O' rose, as well as some miniature climbing roses. American Rose Society Selections for 1999.
- Ornamental grasses chosen by Henry Orfield.
- Iris selections by Lloyd Weber including both tall bearded and dwarf irises.
- Siberian irises and lilies from Borbeleta Gardens.
- Hardy garden chrysanthemums from Dooley Gardens.
- Bailey's Nursery will provide their dwarf Bee Balm 'Petite Delight' and the new 'Mandrin' Azalea of the Lights series of azaleas.
- Young hostas from Shady Oaks Nursery such as, 'Inniswood,' 'Lucy Vitols,' 'Sea Thunder,' 'Summer Music,' 'Mountain Snow,' 'Blue Jay,' and many others. (There will be only two of each selection)
- Some interesting perennial selections from Bluebird Nursery include 'The Tennessee Echinacea,' a climbing Bleeding Heart, 'Snow Angel' a variegated Coral Bells, 'Ruby Slippers' Lobelia and many more.
- 'Diabolo' ninebark, a medium-sized shrub with burgundy leaves. It is totally hardy and new from Bachman's.
- Perennial selections from Ambergate Gardens.
- Native flowers and grasses from Landscape Alternatives.
- Dwarf conifers from The Botanical Gardens.
- Some interesting hostas from Savory's Gardens.
- Special, new plants from the Minnesota Landscape Arboretum and Dr. Harold Pellet's group.
- Beautiful geraniums from Malmborg's.



1999 Plant Auction Reservation



Names _____

Dinner Cost: \$9.00 per person. Make checks payable to MGCM
 Total Dinner Reservations _____

Important !! The permanent reservation list is not in effect for the Auction dinner. If you plan to attend the dinner your send a check and reservation must be received by Friday, April 30

Mail to: Kay Wolfe
 2740 Florida Avenue South
 Minneapolis, MN 55426

Remember: The deadline for dinner reservations is Friday, April 30, 1999

Inside:

Page 2/	Editor's Column Events Calendar
Page 3/	President's Column
Page 4/	Clematis
Page 5/	Board Meeting Summary Tree Quotes
Page 6/	Plant Sale and Auction
Page 7/	Transplanting a Tree
Page 9/	Photo Contest
Page 10/	Arbor Day Planting
Page 11/	Auction Dinner Reservation

MEN'S GARDEN CLUB OF MINNEAPOLIS, INC.

CLUB OFFICERS:

President: Eldon Hugelen
7473 West 142nd Street, Apple Valley, MN 55124
Vice-President: Ritchie Miller
4249 Twin Oak Lane, Robbinsdale, MN 55422
Secretary: Margaret Hibberd
1850 Roselawn Ave., Falcon Heights, MN 55113
Treasurer: Howard H. Berg
10107 Lakeview Dr., Minnetonka, MN 55305
Past President: Mary J. Maynard
4375 Dart Ave. So., St. Louis Park, MN 55424

DIRECTORS:

Charles J. Carlson
1001 Hackman Circle, Fridley, MN 55432
Dave W Johnson
5291 Matterhorn Dr., Minneapolis, MN 55419
Tim McCauley
325 West 82nd Street, Chaska, MN 55318
Kay Wolfe
2740 Florida Ave. So., Minneapolis, MN 55426

Return to:

The Garden Spray

Men's Garden Club of Minneapolis, Inc.
Charles J. Carlson, Managing Editor
1001 Hackman Circle
Fridley, MN 55432-0463

First Class Mail

**FORWARDING AND RETURN
POSTAGE GUARANTEED,
ADDRESS CORRECTION
REQUESTED**