




The Garden Spray

BULLETIN OF THE MEN'S GARDEN CLUB OF MINNEAPOLIS, INC.

Member--Men's Garden Clubs of America • Minnesota State Horticultural Society

October 1991, Volume 49, Number 10



NEXT MGCM MEETING

TUESDAY EVENING OCTOBER 8th, 1991

LAKE HARRIET UNITED METHODIST CHURCH
CHOWEN AVENUE SOUTH at 49th STREET

DINNER 6:00 P.M. PRICE \$6.50

GET YOUR RESERVATIONS TO ELDON HUGELN AT ONCE

MEN'S GARDEN CLUB OF MINNEAPOLIS

Program, Tuesday, October 8, 1991

"NEW VARIETIES OF PLANTS"

Speaker: Lavern Dunsmoor


Mr. Dunsmoor of Otten Brothers Nursery at Long Lake, Minnesota is an active member of the Minnesota State Horticultural Society. He is deeply interested in experimenting with and trying out new plant material. He is an excellent speaker who is much in demand.

* * * * *

FRAGRANCE GARDEN ANNOUNCEMENT

If you have not already marked your calendar, please keep Saturday, October 26th open for our clean-up day. We will meet at 19th and Aldrich at 8:00 AM to clean up the garden area and to prepare the site for winter. Bring your hand tools and your gloves for two or three hours of work. Call Kent Petterson at 332-1821 if you are able to join us or if you have questions.

--Kent Petterson, for the FIGS



MGCM Meeting Report

by Andy Marlow

September 10, 1991

The days since the September meeting of MGCM have allowed members to put to use the sound advice dispensed, with an engaging sense of humor, by speaker Dorothy Campbell, Executive Director of the Minnesota State Horticultural Society. Dorothy earned her Horticultural Society salary first by filling us in on upcoming MSHS events, and then launched into the main event of the evening - "Bringing Plants In."

Many indoor gardeners kick their houseplants outdoors for the summer, or grow tender plants outdoors which they want to bring in for the winter. Both situations require a careful inspection of the plants for pests, which become even more pesky indoors. A q-tip moistened with a little alcohol or a misting bottle filled with a little alcohol and used carefully should take care of most unwanted winter guests.

Succulents that bloom, such as Thanksgiving, Christmas and Easter cactus need some outdoor summer sun to bloom. Dorothy puts them into plastic pots for the summer, but re-pots into clay for the winter indoors. The cacti are fairly tough and can sit on the front porch step until frost is expected. Then re-pot using "cactus" potting soil, with lots of sand and vermiculite in the mix. A sunny south or west window works best.

The Norfolk Island Pine is another plant that needs to spend the summer outdoors. It doesn't grow either fast or well indoors. When you put it out in the spring, put it in a pot that looks too big. It will quickly grow to fill the pot. Bring it indoors before you start the furnace and give it as much light as possible.

Dorothy, like many of us, has admired the tropical plants that grow in tall hedges in southern climes, but manage to die off quite regularly in the living room. Most drop their leaves when you bring them in as they try to adjust to central

heating and diminished sunlight. Start cuttings from the herbaceous tips of plants like hibiscus, and grow them under lights until they can be put outdoors in the spring. Hibiscus cuttings should be dipped in rooting hormone and started in sand or vermiculite. Kept under lights for 18 hour a day, Dorothy say they will bloom for you some-day.

Dorothy's asparagus fern, which is huge and bushy outdoors, drops leaves like needles from an old Christmas tree. She cuts it back, sticks it under the laundry tub (so she remembers to water it) and doesn't take it upstairs until March.

Things that you need to dig up and store indoors, such as dahlias and tuberous begonias, should be marked with a stake before the frost and dug up afterward. These bulbs and tubers are hard to keep without rotting in our warm basements. Dorothy says keeping them in spaghnum helps control fungi.

Everyone, according to Dorothy, has their own method for keeping geraniums over the winter -- and plenty of reason to do so, given their cost. Fred Glasoe pots his and keeps them on the sill of a north window in his school classroom. The florescent lights keep them blooming all winter long. The humidity they add to the room makes it seem warmer, too.

Dorothy prefers cuttings from geraniums, too. Cut 4" or less from the tip. As with any cutting, be sure to remove any flowers or buds. Let them stand over night to seal the wound. Put into sand or perlite and under the lights for 12+ hours per day. You'll need to pot them up and re-pot once or twice, but by spring they'll be ready for outdoors.

Dorothy's final tip -- cedar is used in storage chests and closets to keep away moths. It should keep away other insects, too. Try some cedar chips on the soil around your houseplants.

Happy Birthday

Men's Garden Club of Minneapolis

49 years

October 1, 1991

Are your feeders ready?

Winter bird feeding season is fast approaching.

NOTICE

You will be billed for 1992 MGCM dues individually by mail this year. When your bill arrives, don't delay. Send your check in at once. Neither you nor we want your name to be missing when the 1992 club directory comes out.



NOTICE

The 1991 Men's Garden Club of Minneapolis Christmas Party will be held December 3rd, 1991 at the Lake Harriet United Methodist Church. Mark your calendars, plan for your guests.

A formal notice and written reservation will appear in the November Garden Spray.

— The Holiday Dinner Committee

THE 1991 FLOWER and VEGETABLE SHOW
Photos by Bob Olson



Some from the appreciative audience at Riverview are shown in the column to the left above.

The show's success made the MGCM committee members all smiles as seen in the column to the right above.

Through it all Ted Olson, photo left, was all business.

Olson's absorption may not have been altogether appreciated. See right photo.





Grow With Us

Next year could possibly be the finest year in the history of the Men's Garden Club of Minneapolis. As the Board of Directors and the budget committee begins to formulate the budget for 1992, (our Golden Anniversary) it is a good time to think more about some specific club operations. Some items for consideration here are: community service, public awareness and publications.

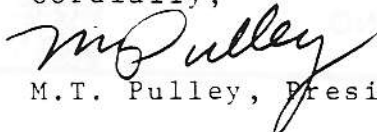
With respect to community service, would it be desirable to have a standing committee for community service? This committee could evaluate proposals for community projects, develop outreach programs (what are we doing for youth projects) and staff a MGCM information table at various gardening and environmental events. Perhaps the club ought to take a more proactive approach to getting out our message.

Speaking of "getting out the message", how about advertising our club in the local media? Placing ads in the Minnesota Horticulturist, local newspapers and perhaps "sponsoring" portions of gardening and community radio shows would add to the vitality of our organization. What do you think? Is this something the club should fund for 1992?

With respect to our publication, The Garden Spray, there will most likely be some changes because the editor is stepping down. Ed Culbert has done a masterful job as editor for 21 years. He suggests that we adopt an electronic word processing and printing system for the club bulletin. Let's do it.

On another note, recommendations are being considered for members who have contributed outstanding service to the club and therefore should be distinguished as Honary Members.

Cordially,



M.T. Pulley, President

WE WELCOME NEW MEMBERS

Donald T. Weatherman 588-2048
3706 Beard Ave. N., Robbinsdale, MN 55422

CHANGE OF ADDRESS

Robert E. Smith (813) 324-1523
9705 Lake Bess Road #351
Winter Haven, FL 33884
(This will be Bob's year round address hereafter)

NEW BOOK

The Brooklyn Botanic Garden has issued a new Pruning Techniques Handbook. Guest editor is Al Cook, Director of Extended Services at Dawes Arboretum. In this handbook several experts describe specific types of pruning. Richard Poffenbaugh a regular contributor to the Gardener who also edits his Mansfield Ohio MGC bulletin, Green Sprouts, devoted a page to Mr. Cook and the handbook from which he quotes as follows:

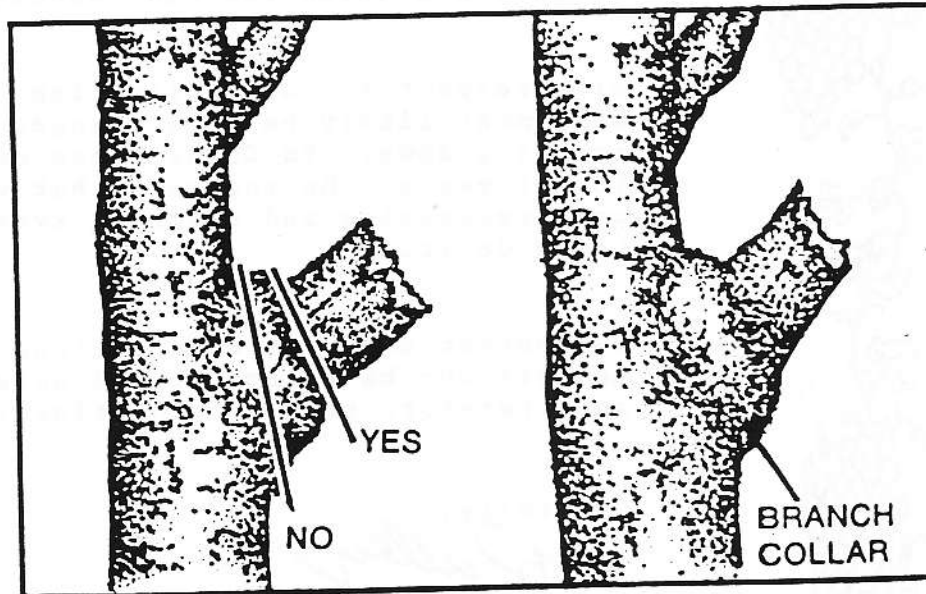
"As a rule of thumb, don't remove more than 1/4 of the live branches at one time, or more than 1/3 in one year. Removal of greater amounts will reduce food making ability and deprive the tree of sufficient food for healthy growth."

"Trees can be pruned at any time of the year, with one exception--severe pruning (removal of more than 1/4 of the crown at one time) should not be done in early summer, when food reserves in trunks and roots are low."

"Topping does not solve the size problem. But it does create new problems. The immediate result is either dieback or prolific vigorous upright shoots from below the cut, forming a "broom". A few years after topping, not only may a tree be as tall as before, but density of branches and foliage may even be greater. There's more wind resistance, and the entire tree is more vulnerable to breakage or uprooting. Topping lowers the life expectancy of a tree by a least 1/3. Stressed, weakened trees may die a year or two after topping. The greatest insult to the topping crime is the loss of a tree's beauty majesty and dignity."

"If it is necessary to reduce the size of the top of a large tree, a good arborist can prune 50% of the wood out so that only a skilled eye will be able to detect that the tree was even pruned."

"Because tree stubs heal slowly, or not at all, don't cut into the branch collar. Cutting into the collar increases the size of the wound and the possibility of decay."



Every Member Sponsors A New Member

MGCM PRESIDENTS: DUANE A. REYNOLDS, 1988

Duane says, "I became exposed to home gardening the same way many of us did, by watching our grandparents and parents. Grandfather had a small home garden in north-east Minneapolis. My father had a rather large garden when we lived in Brooklyn Center. My father always had an interest in growing the things that were either marginally hard or unusual and I suspect I follow in that same pattern.

I gardened as a child, but stopped as a teenager and really didn't start to garden until after I was married and owned my own house in St. Louis Park. I didn't know very much about soil or fertilizer, and, even though frustrated by the many failures that I had, I continued to plant a garden every spring and also started to read information on organic gardening, and the French intensive matrix system of planting. Simply put, this method says if you take good care of the ground and spend time building a good soil base, you can harvest tremendous amounts of produce from very small areas of land.

I gardened with both my daughters in the hopes that they would also appreciate nature and the outdoors. And even though they're in that post-teen, 20 and 22 year old age group, I have hopes that some day they'll return to gardening and eventually pass the hobby along to their children.

About sixteen years ago I joined the Minnesota Horticultural Society to learn more about northern gardening and at that time I first learned about the Men's Garden Club of Minneapolis. I didn't have enough time in my life to participate in a garden club. I was too busy with family activities, but I thought there would be plenty of time in the future, and just kept the knowledge of the Men's Garden Club of Minneapolis on the back burner.

Eventually, I moved to New Hope and met Russ Smith's brother, Bob Smith. He invited me to an M.G.C.M. meeting and I joined. By going on garden tours and attending the meetings, I learned a great deal about flowers, vegetables and garden construction and my interest in horticulture diversified. I've since joined other specialty plant societies, primarily to learn how to grow such things as Hosta, Day Lilies, Gladiolus and Dahlias and have acquired all sorts of unusual plants by attending Specialty Plant Society meetings and plant sales.

Through the Minneapolis Men's Flower and Vegetable Show I became interested in showing flowers. Being somewhat of a perfectionist, I wanted to do a good job so I attended the State Horticultural Society Judging and Exhibiting Schools eventually becoming a certified judge in the M.S.H.S. Also, I am a state judge for gladiolus and dahlias.

My involvement in gardening may sound rather compulsive, and in fact that's the way I would describe my basic personality. I do tend to get involved in things and enjoy a wide range of interests. I believe that gardening offers me and would offer others an excellent hobby and outlet for those creative talents which we all have. It also offers an opportunity for lifelong learning. Some of the most creative and energetic people that I've met in my life have been gardeners who are in their eighties and nineties and still actively involved and enjoying life.



Duane Reynolds

DRIFT FROM THE SPRAYER

by Ed Culbert

While attending an outdoor wedding in Santa Fe, New Mexico in August, I saw a floral decoration the likes of which I had never seen before. Draped along a low patio wall was a hawser-like rope of vines and twigs into which bunches of flowers had been inserted every couple of feet. I paced it off starting with the five foot extension from the wall into the path. The arrangement extended 10 feet on each side of the central section making a thick rope 25 feet in length.

It was a full 6 inches thick. Some kind of interwoven vines or branches served as the basic structure. Many smaller, shorter twigs and stems served as filler. Some looked like the small brown twigs or stems of river birch. Not many appeared to have been peeled. It brought to my mind a talk at the May 7, 1991 meeting of the Mansfield, Ohio MGC which I had read about in The Greenhorn, their bulletin, so I checked in my files. Here it is.

Larry Kauffman from Loudonville is a "pro" at making wreaths, Christmas trees, angels and other forms from wild grape vines and vines of the Virginia Creeper. He prefers fresh cut material as it contains more water and is more flexible--after it dries out in 2-3 weeks it will not bend and can't be used. He said the best time to collect wild vines is after a hard fall frost--in late October or November. The leaves are gone and they are easier to find and collect.

He also uses the more slender vines of Virginia Creeper which many people mistake for poison ivy. Virginia Creeper has 5 leaflets while poison ivy has 3 leaflets. You can use the aerial vines which wrap around limbs or the underground stolons. Virginia Creeper is used to make angels which start with a wood form of an angel and then the vines are carefully woven around the form--very attractive item to sell. Both Larry and his wife are in business and sell their grapevine products throughout the state, especially at shows in the Cleveland area.

The loose, shaggy skin of grape vines can be removed or retained, depends on what appearance is wanted. He demonstrated how to weave the vines around the original backbone; if a new vine is necessary to continue the wreath-making, simply tuck it under the existing vines and continue. A wreath can be made as wide as you want. Larry showed how to make an oval wreath which requires shaping the structure into an egg-shape at the very beginning. This was a very informative demonstration and shows how a wild unwanted vine can be transformed into a decorative structure for the home.

MGCM members who make Christmas wreaths may wish to vary their approach by trying something other than evergreens. Such wreaths or small ropes similar to the large ones I saw in Santa Fe could be used over and over again by inserting dried flowers, fresh flowers or bits of conifer branches.

*Spades take up leaves
No better than spoons,
And bags full of leaves
Are light as balloons.*

~~~~~  
*Robert Frost*



## WAY BACK WHEN: PROGRAMS AT MGCM MEETINGS

November 9, 1948 For this dinner meeting the club moved to the Hasty Tasty on West 50th Street at France Avenue South. This was the annual fall bull session when each member is called upon to describe his season's garden experience. The President gave each member three minutes and our moderator, Herb Kahlert, held them strictly to schedule. It would take an entire volume to record what was said, for some of the boys not only described their mistakes and failures but also indulged in considerable bragging.

March 8, 1949....The program was opened with a talk on gladiolus by Dr. Kenneth Britzius, President of the Minnesota Glad Society. He gave us many good pointers on the raising of glads and a list of the best varieties to grow. Bob Bryant discussed dahlias with special emphasis on the miniatures and pompoms. Larry Corbett spoke on "Seeds and their Proper Planting" and gave us some good information on direct seeding in the garden without transplanting. His company has experimented for years with direct seeding and Larry gave us a four-year table showing results for germination and blooming time for a long list of annuals. Les Bies brought to the meeting a weird collection of garden gadgets which he proceeded to describe much to the amusement of (certain) inveterate gadgeteers (present).

April 12, 1949...Both our speakers for the evening were imported from Faribault and both had a national reputation. A. M. Brand chose the subject "Fifty Years with Lilacs" and spoke at length on the better types for this area and how to grow them. The talk was not only very interesting but it was also timely as it was one of the very few discussions of flowering shrubs we had had up to that time. The questions which followed brought out some good information on peonies also as Mr. Brand is a recognized authority on this beautiful flower.

Our second Faribault guest, Edgar Lehman, discussed the newer and better types of garden mums and gave us a list of the most suitable varieties for this area. His talk was wonderfully supplemented by a showing of Kaufman's slides from last season's garden.

April 11, 1950 The meeting held as usual at the Lake Street Hasty Tasty (started with Archie Flack (and) the third of his very interesting lessons in botany. Walter Menzel was supposed to talk about fertilizers but got involved in a description of his recent trip south and lost his subject entirely, much to everybody's enjoyment! Someone caught George Titus writing poetry during the meeting and came up with this sample from his doodle pad: "Beautiful Spring. Your virtues we sing; But where in hell are you?" Dick Thompson, manager of Dayton Farms at Minnetonka, gave us a very interesting talk on the naturalizing of plants and especially spring bulbs in a grassed or park area.

October 9, 1951....Dr. Leon Snyder opened the program with one of his enlightening and interesting talks and demonstrations on the "Identification of Conifers". Professor D. E. Widmer followed with a discussion of "Systemic Insecticides" which proved highly intriguing to his listeners.

April 8, 1952 Accepting a gracious invitation from Henry, the club met in the Bachman greenhouses for dinner and a program of sightseeing and demonstrations personally conducted by Henry, Lloyd and other members of their organization. At the conclusion of the tours, Lloyd spoke to us on "New Developments in the Floral Industry" and Henry demonstrated the proper way to handle seedlings in transplanting.

March 10, 1953....The program committee had chosen "Roses" as the main theme for the evening and had invited Carl Holst...in charge of the Park Board Rose Gardens to give us his ideas on rose testing and which of the new varieties was best suited for the home garden. His suggestion that all testing in this area might give better results if conducted over a two year period rather than one met with the expressed opinions of those present.

You Would Have Liked DICK LEHMAN

E.C. Lehman was his correct name- I don't know how the nickname "Dick" came about, but he was a first class gentleman.

Dick didn't hold any offices in MGCM as far as I can remember but that is primarily because in those early days "Professional Members" didn't hold office. That was simply because the club had a limited membership total and those in the business were put in a separate category.

He was a chrysanthemum hybridizer and grower, probably known world-wide for the thousands of mums he and his wife, Ruth, grew in Faribault. Many of us remember when people took the long drive to Faribault on weekends at mum blooming time to worship at that altar and to select mums by color for home planting. Dick and Ruth had a big business and shipped mums far and wide. My impression was that they built a great business by hard work and skill. And, of course, that's where their daughter, Kak, grew up and met a young man named Roger Koopmans, who was so smart he wooed and won the lovely Kak.

I'm happy to say that we saw Ruth recently in Faribault and she looks to be in good health. We should thank her for encouraging Dick to be active in MGCM, because he was a good member and one truly beloved by all who knew him. As I said, you would have liked Dick Lehman.

Bill Hull, MGCM Historian

Return to  
THE GARDEN SPRAY of MGCM, Inc.  
Edwin C. Culbert, Editor  
5315 Portland Avenue  
Minneapolis, Minnesota 55417

\* \* \* \* \*

MEN'S GARDEN CLUB OF MINNEAPOLIS, INC.  
CLUB OFFICERS:

President: Merle T. Pulley  
3852 Pleasant Av. S., Minneapolis 55409  
Vice-President: Gregory Smith  
1540 Rhode Island Av. N., Golden Valley 55416  
Secretary: Eldon Hugelen  
7473 W. 142nd St. Ct., Apple Valley 55124  
Treasurer: Melvin C. Anderson  
5701 35th Av. S., Minneapolis 55417  
Past-President: Kent R. Petterson  
908 E. River Ter., Minneapolis 55414

DIRECTORS:

Charles S. Benson  
5808 W. 78th St., Edina 55435  
Lee Gilligan  
6506 W. Broadway, Brooklyn Park 55428  
Phil M. Peterson  
6529 Knox Av. S., Richfield 55423  
Lloyd C. Wittstock  
913 19th Av. S.E., Minneapolis 55414

**FIRST CLASS**