

1942-2017



MEN'S & WOMEN'S

GARDEN CLUB

OF MINNEAPOLIS

July 2017

The Garden Spray

Vol. 75, No. 7

IN THIS ISSUE

From the President

From the Editors

75th Anniversary Tour Info

2017 Flower, Food & Foto Show

Lyndale Park/Mixed Border Garden

Lyndale Park/Native & Shade Gardens

Images from the 75th Anniversary Garden Tea Party

Membership Corner

Treasurer's Snapshot

Meeting & Event Calendar

2017 Officers & Directors

From the President

Sandra Abraham

The party may be over, but summer has more in store for the MWGCM as we look forward to the 75th Anniversary Garden Tour on Saturday, July 15 and the 75th Anniversary Flower, Food, and Foto Show on August 19 and 20. There are still opportunities to sign as greeters at some of the tour gardens, so please call Judy Berglund at (952) 975-1960, to find out the times and locations.

Last Sunday we took the Summit Avenue Garden Stroll. The greeters at each garden wore colorful garden hats and were having a great time talking to visitors. I encourage members who are greeters at the tour gardens to don your 75th Anniversary garden hat and have fun. Don't forget to add the new club pin to your lapel as well.

Did you take photos at the Shannons' gardens? It is time to start thinking of the "Foto" contest and getting your images ready to enter. The deadline is July 31, so you also have time to capture great shots in your own garden.

In my vegetable garden the kohlrabi is 4" in diameter and ready to harvest. The cukes are in full flower and tiny cucumbers are emerging. Some of the tomatoes have tiny fruits and I can hardly wait until I can pick that first tomato. Maybe this will be the year that I can actually enter some vegetables in our show.

It is almost time to harvest my first bunches of curly parsley and spearmint to make fresh-from-the-garden tabouli. This is a family favorite, and I remember our Fourth of July gatherings always having a big salad bowl bursting with this aromatic summer treat. This is my first recollection of garden-to-table eating.

The MWGCM program committee is planning programs for 2018, and the holiday party committee has started planning as well. The garden centers are already holding sales. Where does the time go when we are gardening at record speed to get the most out of our short growing season?

Joining a MWGCM committee has many rewards such as making new friends and continuing traditions that have been established since 1942. Dedicated members carry forward the momentum the club has sustained for 75 years.

This past weekend, those of us who gathered to celebrate our 75th anniversary shared in the spirit of those members who came together to plan this special garden party for us. Thank you to Becky DeLaCruz, Pat Kessler, and Nancy Felice for their contributions in making this an afternoon to remember. Special thanks to the members who helped with the set-up and cleanup.

May our club continue to grow and carry on the mission of the original charter of 1942 for many years to come.

From the Editors

Tom McKusick, Nancy Felice

Our 75th anniversary bash had it all: a beautiful setting, heavenly music, delicious refreshments, and drama provided by a 15-minute downpour. In true gardeners' spirit, we carried on.

It was great to see the group included our longest-tenured member, Roger Koopmans, as well as some of our newest members. This continuity and camaraderie is what makes our group a hardy perennial.

As a memento of this special year, we have lapel pins featuring our anniversary logo. If you weren't at the party, never fear. We have pins for everyone and will have them available for members at future meetings.



-- Nancy Felice

MWGCM 75th Anniversary Garden Tour

Dave Johnson & Denise Rust, Co-chairs

SATURDAY, JULY 15, 9:00 A.M. TO 4:00 P.M.

RESERVATIONS DUE TO DENISE RUST BY THURSDAY, JULY 6

Schedule for the day:

9:00 a.m. - 4:00 p.m. Tour gardens are open
Please respect these hours. The gardeners have graciously consented to be your host that day. Be a gracious guest.

9:15 a.m. The bus will board at the far west parking lot of Eisenhower Community Center/Elementary School, 1001 Minnesota Highway 7,



Hopkins.

9:30 a.m. Bus departs

3:30 p.m. Bus returns

Our 75th Anniversary Garden Tour promises to be a stellar event. It includes six exceptional gardens in the southern and western suburbs of Minneapolis. All are large, well designed and maintained by diligent, experienced gardeners.

There are two ways to see the gardens. You can board an air-conditioned motor coach for a leisurely trip to all six gardens, and enjoy a box lunch. A bus ticket is \$30.00. Alternately, drive-yourself tickets are \$15.00 and include garden locations, brief descriptions, and a map.

For both bus and drive-yourself tickets, see details below.

-- Andy Marlow

MAKE YOUR GARDEN TOUR RESERVATIONS

Driving yourself?

If you plan to drive yourself and don't already have a ticket, you may purchase your ticket at the first garden you visit (\$15.00).

Taking the bus?

If you wish to tour by bus, I need to know by Thursday, July 6 to ensure we have enough bus space. The bus tour is \$30.00, includes a box lunch and bottled water, and runs from 9:30 a.m. to 3:30 p.m. There is a restroom on the bus.

I would like your payment and the names of persons in your party prior to July 15 to ensure orderly boarding and an on-time departure.

Send your check made out to "MWGCM" to:

Denise Rust

7933 Girard Court N.


Brooklyn Park, MN 55444.

If you cannot get a check to me by Thursday, July 6, notify me by phone (763) 221-1466 or e-mail dkkrust@hotmail.com by then and mail your check to arrive by Friday July 14.

-- Denise Rust

PREVIEW THE TOUR GARDENS

(in alphabetical order)



Larry Cippola (member), Edina

Larry gardens on a large wedge-shaped lot on a cul-de-sac. This allows him plenty of space for a sunny lawn and extensive shady gardens with a decidedly Japanese flavor. Larry's hostas are spectacular, and complement his pollinator, herb and vegetable gardens. He also grows vegetables hydroponically, and spoke very knowledgeably about the practice at our October

meeting.

Bette Fenton (member), Hopkins

Occupying a spacious corner lot, Bette's garden is meticulously groomed despite being hit by a severe hailstorm in June. She and her husband Curt worked tirelessly to restore the garden to its early summer glory. Look for numerous unique planters populated with delightful plant combinations. There are five distinct garden zones on the property, plus display areas for Curt's bonsai collection, other sculpted trees and architectural elements.




Elizabeth Hamilton, Bloomington

Elizabeth, a former MWGCM member, is a skilled gardener and avid plant collector. You'll sense that as you approach the front garden, but more beauty awaits as you circle the house and encounter the containerized fairy gardens. Then comes the real glory; the sloped back yard with several hundred varieties of perennials surrounding the terraced lawn. On the second level is a koi pond fed by a flowing stream. Down one more level

and you are in a veritable jungle of cultivated plants.

Heidi Heiland, Plymouth

In addition to owning Heidi's Lifestyle Gardens and GrowHaus, Heidi is also a well-known speaker and media personality. She uses her home landscape to demonstrate ideas she advocates, such as water conservation, permaculture, and native and pollinator friendly planting. You'll appreciate the unique plants, multiple rain gardens, vegetables integrated into the front garden, hugelkultur raised beds, and bee friendly



lawn vegetation. Look for the beehive in the front yard and delightful fairy gardens in the back.



Pat Kessler (member), Minnetonka


Pat and her husband have lived on this $\frac{3}{4}$ -acre corner lot for more than 25 years, but got serious about gardening in the last 10-15. The place has been transformed, with numerous sunny and shady gardens creating outdoor rooms. A diverse collection of plants includes evergreens, deciduous trees and shrubs, and a huge range of perennials. The large stones that grace many of the gardens are not just rocks, but jewelry for

the plantings.

Don (member) and Geri Trocke, Bloomington

A club member for more than 20 years, Don has served on the Board of Directors and numerous committees.

Yet he still has time to tend the gardens in his huge yard. A steeply sloping boulevard garden welcomes you (please park on the street just south of the house as parking is prohibited on his busy street). The back yard is home to a number of island gardens and is edged by meticulously maintained rock-wall terraces that are home to peonies, lilies, roses and other perennials. Look for whimsical faces and other garden art as you visit.



[Click here to see more photos of the tour gardens.](#)

-- *Andy Marlow*

Photos by Terri Hoehne, Andy Marlow, Bob Olson.

2017 Flower, Food & Foto Show

Judy Berglund, Chair

**2017 FFF SHOW - AUGUST 19 & 20
AT THE MINNESOTA LANDSCAPE ARBORETUM**

[2017 Flower and Vegetable Show Schedule and rules](#)

We encourage all club members to bring a few of their favorite flowers and vegetables to the show this year. The general rules are on the club website along with all of the entry classes and an example of



how to fill out your entry tags. You can also pick up a FFF Show booklet at our public garden tour on Saturday, July 15.

Our featured flower is the salvia, which may be exhibited as 3 uniform stems or in planters. Carrots are this year's featured food, which may be exhibited as 3 specimens all uniform in size, shape, and color.

And remember, this year's "75: Celebrating Anniversaries" floral design division.

We encourage all of you to get on the bandwagon and enjoy the fun and camaraderie of showing off the best of the best of what we all enjoy the most - gardening.

For first-time exhibitors there are several experience club members willing to assist you in showing off your best. There is also a trophy for the first-time exhibitor with the most points.

So bring your best flowers, food, and photos to the best show in town on August 19 and 20. See you there.

-- *Judy Berglund*

LAST CALL FOR PHOTO CONTEST! ENTRIES DUE BY MONDAY, JULY 31

[2017 Photo Contest Rules](#)

It's a beautiful time of the year for photography. Summer is here, and subject matter surrounds us.

Remember, this is a two-part contest: the People's Choice Contest, and the Juried Contest.

For the **People's Choice Contest**, you can enter up to two prints (no larger than 5 x 7") that will be displayed at the Flower, Food and Foto Show, where show attendees will vote for their favorites. **You must be an MWGCM member to enter the People's Choice contest.**

For the **Juried Contest**, you can enter up to 20 photos in digital (.jpg) form. There are 12 different classes in this contest, and you may enter up to three photos in any one class. **The Juried Contest is open to everyone.**

Check out the details at the link above and have fun.

-- Mary Maynard

Lyndale Park Gardens/Mixed Border Garden

Kay Wolfe, Chair

BEWARE OF MAGNOLIA SCALE

In late June the 'Anne' magnolia tree in the park had developed magnolia scale. Last year we saw a few of the adult scales on the trunk; this year they are everywhere. We are surprised at the rapid progress of the infestation. If you have magnolias in your garden please check them! Most of the club gardeners only noticed these scale insects in recent years.

According to the University of Minnesota Extension website, the magnolia scale insect or *Neolecanium cornuparvum* has two stages. The adult "females are about



1/2 inch (12 mm) in diameter, smooth, elliptical, spherical, pinkish-orange to brown insects that are covered with a waxy coating. Overwintering nymphs are dark gray with a red-brown ridge down the middle." This time of year the female adults are making their waxy coverings and appear on the branches or in branch nodes. Member Steve Shubick took a power sprayhead and washed them off. Some needed physical brushing to remove. Then he sprayed any remaining with insecticidal soap.

For management the U recommends beginning treatment the same season the scales are observed. "Late fall and early spring (before bud break) applications of horticultural oils will smother overwintering nymphs. Scales can be

effectively managed when fall and spring horticultural oil sprays are combined with a systemic insecticide in the spring. Insecticidal soaps, horticultural oils, insect growth regulators (pyriproxifen and buprofezin [available only to licensed applicators]), and residual insecticides (such as pyrethroids, acephate, carbaryl) can be applied to treat the crawler stage. Timing of these applications when the crawlers are active is crucial for effective control."

If left untreated the scales can kill the magnolia, attract ants, wasps and other insects,

and cause the fungus sooty mold on adjacent structures and plants.

We plan to apply horticultural oil this fall and again in spring and keep an eye out for the crawling nymph stage. Systemic insecticide use has become extremely unpopular due to most being classed as neonicotinoids.

You'll find more details on magnolia scale on the [University of Minnesota Extension website](#).

Let us know if you have dealt with this infestation and what you did to treat your magnolias. Sharing information is one reason we belong to a garden club. Email Kay Wolfe at mgcmgarden@q.com or [Steve Shubick](#).

Lyndale Park Gardens/Native & Shade Gardens

Kirky Otto, Carol Shreier, Co-chairs

IN SUPPORT OF NATIVE PLANTS



One of the few difficulties in using native plants in the garden is that some of the tall ones get floppy. They display more effectively with some support. Some of the short ones also look neater with support because they can flower so heavily that the stems can't hold them upright. Last summer, Lyndale Park Garden supervisor Andrew Gawboy created willow and grapevine structures in the park that made the native garden volunteers rather envious, they looked so handsome and at the same time so natural.



In March at our coffee meeting, Andrew presented a demonstration of how he builds the supports, and we decided that with some hands-on practice, we could do something similar. In June, Kathy Lenarz and her husband kindly cut grapevine from their landscape, while Andrew soaked willow stems from last year to make the uprights.



Top: Andrew

He demonstrated a tepee-style support for very tall plants, using a bucket of mulch to hold the frame while he worked, and then two heights of stems stuck into the soil around low and mid-height plants and woven with grapevine to stabilize them and form both support for the plant and a handsome pattern. When he finished the demonstration Nancy Felice and Jo Batty-George

Gawboy demonstrated creating a plant support with willow sticks and grape vine.

Middle: Andrew and committee volunteer Katherine Schafer install the structure and wrap it with grapevine.

Bottom: The finished structure.

immediately tackled some mid-height liatris clumps, using the techniques and the material demonstrated by Andrew. The goal is to provide natural-looking support .

As this summer goes on we plan to create support for the plants which will show them off better.

Ornamental grasses don't need that sort of assistance, but some of the red swamp milkweed, heliopsis, helenium, and others will

probably be standing taller and displaying their flowers better as a result. Metal structures can be wonderful and elegant, but a less formal garden can get away with less expensive (sometimes free!) materials that suit a more casual setting.

-- Kirky Otto

Images from the 75th Anniversary Garden Tea Party

Photos by Lloyd Wittsock





Membership Corner

Judy Brooke, Chair

WELCOME FIONA LENNOX

Having moved here from South Africa in 1995, Fiona makes her home in the Fulton neighborhood of Minneapolis. Fiona is a Minnesota Master Naturalist. In 2015 she became involved with the monarch butterfly conservation program and converted her own garden to a monarch way station. That summer she raised 400 butterflies in her home and back yard. Her story was featured in the Star Tribune. Fiona first learned about our club from our sign near the Lyndale Park Peace Garden while she was releasing some of her butterflies. She's interested in working on citizen



Judy welcomed

science projects at the Lyndale Park gardens.

*Fiona Lennox at our
May Meeting.*

We also welcome to our membership, University of Minnesota Arboretum Director Peter Moe. More about Peter in our next edition of the *Garden Spray*.



Every member bring a member.

*New member Dannika Nash and
her partner Julian were also
introduced in May.*

Treasurer's Snapshot

Alan Gallaher, Treasurer

AS OF JUNE 28, 2017

Checking Balance	\$ 23,066
Designated Funds	
Lyndale Park/Mixed Border Garden	\$ 2,357
Scholarship	\$ 2,946
Deane Fund at RCU	\$ 65,275
Working Balance	\$ 17,763
Petty Cash	\$ 400
MWGCM 19-month CD at US Bank	\$ 5,329

Meeting & Event Calendar

July 15

Public Garden Tour
Six locations

August 19 & 20

Flower, Food and Foto Show U of M
Landscape Arboretum

September 12

Ask the Experts: Answers to All Your
Gardening Questions
Lakewood Cemetery Garden Mausoleum

October 10

Using Dwarf and Miniature Conifers in the
Garden
Jeremy Moore
Lakewood Cemetery Garden Mausoleum

November 14

Behind the Scenes at the Friends School
Plant Sale
Henry Fieldseth
Lake Harriet United Methodist Church

2017 Officers & Directors

Club Officers**President**

Sandra Abraham
Eagan

Vice President

Mary Barsness
Prior Lake

Membership Secretary

Judy Brooke
St. Louis Park

Recording Secretary

Laurie Levin
Golden Valley

Treasurer

Alan Gallaher
Edina

Past President

Judy Brooke

Directors

Judy Berglund
Minnetonka

Bonnie Haehn
Minneapolis

Dave McKeen
St. Louis Park

Steve Shubick
St. Paul



Copyright © 2017. All Rights Reserved.

