




# The Garden Spray

BULLETIN OF THE MEN'S GARDEN CLUB OF MINNEAPOLIS, INC.

*Member--Men's Garden Clubs of America • Minnesota State Horticultural Society*



August 1988, Volume 46, Number 8

A  
r  
b  
o  
r  
e  
t  
u  
m



Merle Pulley and Andy Marlow arrange the Court of Honor  
at the 1987 Show

A  
u  
g  
u  
s  
t

20  
&  
21

We have ribbons and trophies galore for you to win  
at the

## 1988 Men's Garden Club of Minneapolis Flower and Vegetable Show

Entries open Saturday, August 20, at 8:00 am  
Judging at Noon

Show open to the public Saturday 2:00-4:30 and Sunday 11:30-4:30



# FLOWER AND VEGETABLE SHOW

## August 20 and 21

by Andy Marlow, Committee Chairman

Last year's Flower and Vegetable Show at the University of Minnesota Landscape Arboretum was long on the quality of plant materials, but was a bit short on quantity due to the coincidental timing of the annual meeting of the Minnesota State Horticultural Society. Many of our members were in Duluth for the Hort Society meeting and missed the Show. We expect them to be exhibiting this year, but don't let that idea keep any of the rest of you from showing up. We'd like to establish a new record for members exhibiting and for total entries. The MGCA Convention is behind us and, even with the drought, flowers and vegetables that have been watered are doing very well.


The best thing about last year's Show was that we had a number of new exhibitors who came because they knew we were short on entries. It turned out they did pretty well, too! The competition for the first presentation of the Robert L. Smith Award for best first-time exhibitor was intense. It was won by MGCM Secretary Rick Bonlender, who won the National Award Vegetable ribbon and had another vegetable exhibit on the court of honor. Two other new exhibitors were right behind him in the number of points they had accumulated, including Merle Pulley, whose picture is on the cover of this Spray. I'd like to see an equally intense competition this year. If you've never shown before, here's your chance!

The last pages of this issue of The Garden Spray contain the schedule for the show. It lists most of the plants we expect you might enter, plus some

catch-all categories for things we don't expect. It also lists the type and number of materials to be exhibited from each plant. Make sure you have the right material (a branch, for instance, instead of a single flower) and the right number (three blossoms, for instance, instead of just one). Entry forms are not attached to The Spray, but will be available at the Show.

The auditorium in the Snyder Building at the Arboretum opens at 8:00 am on Saturday, August 20. You will have until noon to prepare your specimens for display. The Show Committee will furnish quart and pint milk bottles and miniature rose "picks" for display. You must bring your flowers and produce --- that's all. There are no entry fees (except the Arboretum admission, but most of us are members, anyway). Each member is urged to bring as many entries as possible. But, if you have just one superb houseplant or one outstanding head of broccoli, enter that one item.

Entering the Show seems like a big






step -- and a lot of work -- when you think about it. When you actually take the plunge, it turns out to be fun. Try it this year and see.

## HOW TO ENTER

1. Choose the flowers and/or vegetables you want to exhibit.
2. Carefully check the schedule of entries and pay particular attention to rule #9.
3. Bring it to the Arboretum on Saturday morning.
4. Check in with the registration clerk and sign up for an exhibitor number.
5. Pick up entry tags, bottles, "picks," etc.
6. Prepare your material for display. Feel free to consult other members on the exact proper procedure.
7. Fill out a registration form and give it to the registration clerk. Make sure to list every entry and to total them up.
8. Put your entry on the display table near the number of the appropriate class.
9. Wait until the judging is over and



come back to count up your ribbons.

10. Come back at about 4:30 pm on Sunday to pick up any items you want to reclaim (and to help with clean-up, too).

That's how easy it is. And, if you can't make it to the Arboretum on Saturday, we've also arranged it so you may drop off items for the Show the night before. Simply take them to Dale Durst's house, 6108 Oaklawn Avenue in Edina. Dale says he'll take things right up until around 7:30 Saturday morning, but if you're coming at the last moment call and let him know, so he doesn't leave before you get there. Dale will have a supply of bottles, but he won't prepare the exhibit for you. That's still up to you!

## WHAT THE JUDGES LOOK FOR:

The following is a short list of what the judges are looking for as they go around looking at each specimen. The best way to learn more is to volunteer to be a judging clerk. That way you get to walk around with the judges and hear their comments as they do their work. You also will also have to write down the winners, or hang ribbons on the exhibits. Consider it the price you have to pay for invaluable information.

1. Does the entry contain the proper number of specimens? (Check the schedule of entries to see what and how many you must exhibit for each class.)

2. Are the specimens representative of the variety? (Your zucchini that looks like Bob Hope's nose doesn't stand much of a chance. It should be the size, shape and color typical of the variety you are exhibiting.)

3. Are the specimens uniform in size, shape, color and maturity? (Even though one variety comes in a number of colors, show only one color.)

4. Are the specimens free from insect



damage, disease and imperfections? (In some cases, you may be able to remove damaged leaves, etc. In other cases, you may not. Check with one of the more experienced exhibitors for advice.)

### **OTHER NOTES**

The Show Committee went through the entire schedule this year to weed out classes that have attracted few entries and subdivide those classes that have become quite large. For instance, we have divided the Hosta Leaf class into three different groups for small, medium and large leaves - and changed the number required for exhibit to 3 small, 2 medium or one large leaf. Others, that used to have a class all their own, but which have recently had few entries, have been folded into the "other perennial," "other annual," "other vegetable," "other etc." classes.

We also tried to better define the required type and number of specimens for entry. We have tried to make it as "common sense" as possible. If you have any questions, ask a member of the Show Committee or one of the "old hands."

This Flower and Vegetable Show is also an opportunity to acquaint more people with MGCM. If we have nice weather for the week-end, literally thousands of people may see the Show. We'll have our Club banner, several placards extolling the benefits of membership in MGCM and the Show program to identify ourselves. But, the best public relations is the natural friendliness and enthusiasm of our members who exhibit and attend the Show. Let's use those qualities to our best advantage.

---

# **Awards and Ribbons**

The following ribbons will be awarded:

First Place - Blue Ribbon  
Second Place - Red Ribbon  
Third Place - White or Yellow Ribbon

Each Blue Ribbon counts 3 points towards the sweepstakes awards, each Red Ribbon counts 2 points, and each White or Yellow Ribbon counts 1 point. Additional points are awarded for Court of Honor, Best of Show and National Flower and Vegetable Awards.

The 1988 National Flower Award will be given to the top snapdragon entry. The 1988 National Vegetable Award will be given to the best green bean entry

(pole or bush).

The Best of Show and Sweepstakes winners in both the flower and vegetable divisions will be awarded a silver bud vase. Plus, the following trophies will be awarded:

Albert R. Blackburn Trophy -  
Flower Sweepstakes

Tom Foley Memorial Trophy -  
Vegetable Sweepstakes

Robert L. Smith Memorial Trophy -  
Best Showing by a First Time Exhibitor



**Men's Garden Club of Minneapolis**  
**1988 Flower and Vegetable Show**  
University of Minnesota Landscape Arboretum  
August 20 and 21

Rules for Exhibitors

1. The Show will be open to exhibiting by MGCM members only.
2. Exhibits may be entered and registered at the University of Minnesota Landscape Arboretum from 8:00 a.m. until 12:00 noon on Saturday, August 20, 1987. Judging will begin at 12:30 p.m.
3. No one will be permitted in the exhibition room during judging, except members of the judging committee.
4. No exhibits may be removed until after 4:30 p.m., Sunday, August 21, 1988, except by permission of the Show chairman.
5. Identification of each competing entry will be by official registration tag, upon which the name of the exhibitor will be concealed until after the judging has taken place.
6. Each exhibitor will be required to fill out a registration form (the last page of this packet) to be delivered to the clerk in charge before 12:15 p.m., Saturday, August 20, 1988.
7. All specimens in both the flower and vegetable classes should be entered by variety (if known) and the variety clearly labeled on the entry tag. This will enable the judges to fairly evaluate the entries for awards and will provide greater educational value to the viewing public. If the variety is not known, entries will be accepted by species and color, if appropriate.
8. All plant materials must have been grown and prepared for exhibition by the exhibitor. In the case of potted and hanging entries purchased or acquired from someone else, they must have been in the possession and under the care of the exhibitor for at least three months prior to the Show.
9. Exhibitors are not limited in the number of entries they may make in each class. Exhibitors may make more than one entry in any class provided that each entry is of a different variety and the name of the variety is specified on the entry tag. For specimens entered by species and color only (variety unknown), the color must be specified on the entry tag and only one entry will be permitted for each species and color in each class.
10. Additional class numbers will be assigned by the Show committee at the table as needed. In miscellaneous classes, new numbers may be assigned if three or more entries of a species have been made and two or more are meritorious.
11. Judging will be strictly on the merits of the entry and more than one place may be awarded to an exhibitor in a class, provided that rule 9 is complied with.
12. Awards will be made on the merits of the entries and, if in any classes there are no entries worthy of awards, the judges may withhold any or all awards.
13. Section A flower specimens will be exhibited in containers available at the Show site and other designated locations. Section B vegetable entries will be exhibited on paper plates provided by the exhibitor. Potted and hanging basket entries will be displayed in their own containers for both classes. Table space will be provided for exhibit classes, but all



## Rules for Exhibitors

materials to set up and label the exhibits must be provided by the exhibitor.

14. Court of Honor selections of the particularly meritorious entries will be made from each section in the following quantities:

	<u>Section A</u>	<u>Section B</u>
Specimens	5	5
Potted and Hanging Basket Plants (1 for each 15 entries)	2 max.	2 max.
Exhibits (1 for each 10 entries)	2 max.	2 max.

15. Grand Champoin ribbons will be awarded to the outstanding flower and vegetable entries.
16. National awards will be given for the outstanding snapdragon and green bean entries. Both National award winning entries will be displayed on the Court of Honor table.
17. Sweepstakes ribbons will be awarded to the exhibitor with the most points in Section A and likewise in Section B, with points earned on the following basis:

	<u>Specimens</u>	<u>Potted and Hanging Baskets</u>	<u>Exhibits</u>
Blue ribbon	3	3	9
Red ribbon	2	2	6
White ribbon	1	1	3
Court of Honor ribbon	2	2	2
Grand Champion ribbon	2		
National Award ribbon	2		

18. Permanent trophies will be awarded to the two Grand Champion winners and to the two Sweepstakes winners. The flower Sweepstakes winner will also receive the Blackburn Trophy and the vegetable Sweepstakes winner will receive the the Tom Foley Memorial Trophy to keep until the next year's Garden Show. The Robert L. Smith Trophy will be awarded to the first time exhibitor amassing the largest total of points.

## Exhibiting Instructions

1. Make a thorough study of both the "Schedule of Entries" and the "Rules for Exhibitors," particularly rule 9.
2. The Registration Form is your personal registration of entries. Fill it out carefully, clearly and completely as follows:
  - a. Enter your personal Exhibitor's Number assigned to you by the registration clerk in the upper right hand corner.
  - b. Print your name clearly under the Exhibitor's number.
  - c. Write the number of actual entries in the "No. of Entries" column for each class entered. Include any sub-entries under the main class numbers.
3. Print your personal "Exhibitor's Number," your name and the class number on the entry tag for each exhibit entered. Conceal your name by folding the tag and clipping the undercut.
4. Print the name of the variety of the specimen on the entry tag, if known. Otherwise, print the name of the species and color, if appropriate.
5. After your entries have been listed, file the Registration Form with the Registration Clerk no later than 12:00 noon, Saturday, August 20, 1988. Your cooperation in getting entries in well before the deadline will be appreciated! HAVE A GOOD SHOW!



# Men's Garden Club of Minneapolis

## 1988 Flower and Vegetable Show

### Schedule of Flower Entries

#### Section A: Flower Specimens

#### CLASS NUMBER

1 Aster	3 blooms		
a. single color	b. mixed color		
2 Begonia-Tuber-Rose*	1 bloom		
a. red	b. pink		
c. white	d. yellow		
e. orange/apricot	f. bicolor		
g. any other color			
3 Begonia Tuber Carnation	1 bloom		
a. red	b. pink		
c. white	d. yellow		
e. orange/apricot	f. bicolor		
g. any other color			
4 Begonia-Tuber-Others	1 bloom		
a. red	b. pink		
c. white	d. yellow		
e. orange/apricot	f. bicolor		
g. any other color			
(Class No. 4, 5, 6, no leaves)			
5 Begonia-Fibrous	1 branch		
a. red	b. pink		
c. white	d. any other color		
6 Celosia-Plumed	1 stalk		
7 Celosia-Crested	1 stalk		
8 Chrysanthemum	1 spray		
9 Chrysanthemum-Spoon or Quill	1 spray		
10 Chrysanthemum-Exposition	1 bloom		
11 Clematis	1 branch		
(Branch not over 36"-Exhibitor provide support)			
12 Cleome	1 stalk		
13 Coleus-Foliage	1 stalk		
14 Coreopsis*	5 blooms		
15 Cosmos*	5 blooms		
16 Dahlia-AA or A	1 bloom		
a. cactus	b. semi-cactus		
c. formal	d. informal		
17 Dahlia-B	1 bloom		
a. cactus	b. semi-cactus		
c. formal	d. informal		
18 Dahlia-BB, Miniature, Pom Pom	3 blooms		
19 Dahlia-Unwin, Colt	3 blooms		
20 Delphinium	1 spike		
21 Dianthus-Pinks*	5 blooms		
22 Carnation-Garden*	3 blooms		
23 Gaillardia*	3 blooms		
24 Geranium	1 stem		
a. red	b. pink		
c. white	d. bi-color		
e. any other color			
25 Gladiolus	1 stalk		
a. large	b. small		
26 Hemerocallis-Day Lily	1 stalk		
27 Hibiscus	1 bloom		
(Exhibitor furnish container)			
28 Heuchera Coral Bells*	3 stalks		
29 Hosta-Flower	1 scape		
30 Hosta-Leaves			
a. small	3 leaves		
b. medium	2 leaves		
c. large	1 leaf		
d. sum and substance	1 leaf		
31 Impatiens*	1 branch		
a. single	b. double		
32 Impatiens-New Guinea*	1 branch		
33 Lathyrus-Perennial Sweet Pea	3 stems		
34 Lily	1 stalk		
35 Lythrum*	3 stems		
36 Marigold - 2-1/2" and Over	3 blooms		
a. yellow	b. orange		
c. white	d. any other color		
37 Marigold - Under 2-1/2"	3 blooms		
a. yellow	b. orange		
c. white	d. any other color		
38 Pansy (not Viola)*	3 blooms		
39 Passion Vine	1 branch		
(Branch not over 36"-Exhibitor provide support)			
40 Petunia-Double	1 branch		
41 Petunia-Grand	1 branch		
42 Petunia-Single Mult.	1 branch		
43 Phlox-Annual*	3 branches		
44 Phlox-Perennial	1 spike		
45 Rose-Hybrid Tea	1 bloom		
a. red	b. pink		
c. white	d. yellow		
e. orange/apricot	f. bicolor		
g. any other color			
46 Rose-Floribunda-Poly.*	1 spray		
a. red	b. pink		
c. white	d. yellow		
e. orange/apricot	f. bicolor		
g. any other color			
47 Rose-Grandiflora	1 spray		
48 Rose-Miniature-Specimen**	1 bloom		
a. red	b. pink		
c. white	d. yellow		
e. orange/apricot	f. bicolor		
g. any other color			
49 Rose-Miniature-Spray*	1 spray		
(Naturally grown - no pruning)			
50 Rudbeckia-Gloriosa Daisy	3 blooms		
51 Salvia-Annual	3 spikes		
a. red	b. blue		
52 Salvia-Perennial	3 blooms		



- 53 Shasta Daisy 3 blooms  
 54 Snapdragon 3 spikes  
     a. standard      b. butterfly  
 55 Snapdragon-miniature 5 spikes  
 56 Verbena 3 branches  
 57 Zinnia 3 blooms  
     a. large dahlia      b. cactus  
     c. all other

- 58 Other Annuals\*\*\* African Daisy, Balsam,  
 Browallia, Lantana, Nicotiana, Salpiglossis,  
 Stocks, Vinca, etc.  
 59 Other Perennials\*\*\* Achillea, Astilbe,  
 Campanula, Columbine, Digitalis, Lychnis,  
 Monarda, Pentstemon, Potentilla,  
 Pyrethrum, Solidago, etc.

\* Specimens in these classes to be exhibited in a pint container.

\*\* Specimens in this class to be exhibited in containers provided by the Show committee.

\*\*\* These classes may be sub-divided for judging. Use your best judgement for quantity of specimens to be exhibited. Use quantities and type of exhibit listed for other flowers in this schedule that are similar in size and growth habit to the specimen you are showing.

## SCHEDULE OF FLOWER ENTRIES

### SECTION A: POTTED AND HANGING BASKET FLOWERS

#### CLASS NUMBER

- 100 Begonia- Tuberous Potted or Hanging  
 101 Begonia-Fibrous Potted or Hanging  
 102 Ferns Potted or Hanging  
 103 Asparagus Ferns Potted or Hanging  
 104 Succulents Potted  
     a. Non-needed      b. Needed  
     c. Aloes  
 105 Palms Potted  
 106 Ficus Potted  
 107 Dieffenbachia Potted  
 108 Prayer Plant (Maranta) Potted  
 109 Aralia, Croton, Fatsia Potted  
 110 Caladium Potted  
 111 Schefflera Potted  
 112 Dracaena Potted  
 113 Norfolk Island Pine Potted  
 114 Gloxinia Potted

- 115 African Violets Potted  
     a. Blues and Purples      b. White  
     c. Pink and Red      d. Bi-colors  
 116 African Violet-Miniatures Potted  
 117 Episcia Potted  
 118 Streptocarpus and Other  
     Gesneriads Potted  
 119 Orchids Potted  
     a. Cattleya      b. Paphiopedilum  
     c. Phalaenopsis      d. All Others  
 120 Terrariums and Dish Gardens  
 121 Bonsai  
 122 Vining Foliage Plants  
     a. Potted      b. Hanging Baskets  
 123 Herbs - for fragrance and aesthetic use  
 124 Other Potted Plants  
 125 Other Non-Vining Plants in Hanging  
     Baskets

## SCHEDULE OF FLOWER ENTRIES

### SECTION A: FLOWER EXHIBITS

#### CLASS NUMBER

200 Educational Exhibits - display of plant or plant related materials designed to increase the interest and knowledge of the viewing public in horticulture. The theme or purpose of the exhibit must be clearly stated.

220 Exhibits of Flower Experiments - Display of a planned horticultural experiment relating to culture, productivity, asthetic, etc., describing the experiment and showing the result.

240 Arrangements - design and arrangement of plant and plant related materials depicting a stated theme or purpose.

260 Collections - may be a collection of different varieties of a given plant species or a collection of different plant species. Specimens must be labeled as to variety and species. Must include a minimu of three specimens.



## SCHEDULE OF VEGETABLE ENTRIES SECTION B: VEGETABLE SPECIMENS

### CLASS NUMBER

1 Beans-Bush	12
a. Green	b. Wax
c. Lima	
2 Beans-Pole	12
a. Green	b. Wax
c. Lima	
3 Beets-Table	5
4 Broccoli	1 head
5 Brussels Sprouts	12
6 Cabbage	1 head
7 Carrots	5
a. Long, Tapered	b. Short
8 Cauliflower	1 head
9 Celery	1 stalk
10 Corn-Sweet	3 ears
a. Yellow	b. White
c. Bi-color	
11 Cucumber	3
a. Slicing (longer than 5")	
b. Pickling (less than 5")	6
12 Eggplant	1
13 Kohlrabi	3
14 Leek	3
15 Muskmelon	1
16 Okra	5 pods
17 Onion	3
a. Yellow	b. White
c. Red	
18 Parsnips	

19 Peppers	
a. Sweet Bell	3
b. Hot	6
c. All Others	3
20 Potatoes	5
a. White	b. Red
c. Russet	
21 Pumpkin	1
22 Squash	
a. Summer	3
b. Winter	1
23 Tomato	
a. Red	3
b. Yellow	3
c. Cherry	6
d. Paste	6
24 Watermelon	1
25 Other Vegetables Not Listed	*
26 Apple	
a. Standard	3
b. Crab	6
27 Grapes	3 bunches
28 Pears	3
29 Plums	6
30 Raspberries	1 pint
31 Strawberries	1 pint
32 Other Fruits Not Listed	*

\* To be appropriately subdivided for judging to provide for fair treatment in making awards. Use your best judgement in quantity of specimens to be exhibited. The number should be similar to that for other vegetables listed in the schedule that are similar in size and growth habit to the class 25 or 32 entry.

## SCHEDULE OF VEGETABLE ENTRIES SECTION B: POTTED AND HANGING BASKETS

### CLASS NUMBER

100 Cucumbers
101 Egg Plant
102 Peppers

103 Tomatoes
104 Herbs-Culinary and Medicinal
105 Other Vegetables
106 Other Fruits



# SCHEDULE OF VEGETABLE ENTRIES

## SECTION B: VEGETABLE EXHIBITS

### CLASS NUMBER

200 Educational Exhibits - display of plant or plant related materials designed to increase the interest and knowledge of the viewing public in horticulture. The theme or purpose of the exhibit must be clearly stated.

220 Exhibits of Vegetable Experiments - Display of a planned horticultural experiment relating to culture, productivity, asthetic, etc., describing the experiment and showing the result.

240 Arrangements - design and arrangement of plant and plant related materials depicting a stated theme or purpose.

260 Collections - may be a collection of different varieties of a given plant species or a collection of different plant species. Specimens must be labeled as to variety and species. Must include a minimum of three specimens.

280 Comparisons - must include a minimum of three specimens comparing varieties of a given plant species. Specimens must be labeled as to variety and species.

- 10 -

Return to  
THE GARDEN SPRAY of MGCM, Inc.  
Edwin C. Culbert, Editor  
5315 Portland Avenue  
Minneapolis, Minnesota 55417  
\*\*\*\*\*

MEN'S GARDEN CLUB OF MINNEAPOLIS, INC.  
CLUB OFFICERS:

President: Duane A. Reynolds  
7116 - 39th Ave. N., New Hope 55427  
Vice-President: Duane A. Johnson  
1226 W. 53rd St., Minneapolis 55419  
Secretary: Rick L. Bonlender  
3345 15th Ave. S., Minneapolis 55407  
Treasurer: Joseph L. Stenger  
5421 Girard Ave. S., Minneapolis 55419  
Past-President: Robert C. Olson  
2840 Glenhurst Ave., St. Louis Park 55416

### DIRECTORS:

Howard H. Berg  
10107 Lakeview Dr., Minnetonka 55343  
Sid D. Nystrom  
996 Glen Paul Ct., Shoreview 55126  
Kent R. Petterson  
908 E. River Ter., Minneapolis 55414  
Herbert L. Neby  
3801 Welcome Ave. N., Crystal 55422



**FIRST CLASS**

To:

Mr. Howard H. Berg  
10107 Lakeview Drive  
Minnetonka, MN 55343